



Product Brochure Issue 3.1



WE'VE GOT YOU COVERED.

At Selectric, customer satisfaction is our top priority. With our vast inventory of thousands of products, we ensure that our customers always have a wide range of options to choose from. Furthermore, our fast delivery service ensures that orders are quickly fulfilled, providing a seamless shopping experience.

Our dedicated customer service team is always ready to assist and address any concerns. We strive to provide excellence in all aspects of our business in order to build long-lasting relationships with our valued customers.



4000+ Products
in stock



Products Checked
before going on sale



Stockists available
across the UK



Selectric Representatives
available across the UK



Fast Delivery
on orders



Customer Service
for after sales care

**OPEN FOR COLLECTIONS:
8.30AM TO 5PM MONDAY TO FRIDAY**

**SELECTRIC, COW LANE, OLDFIELD RD, SALFORD M5 4NB
TEL: 0161 745 7777 EMAIL: SALES@SELECTRICUK.CO.UK**

WHO WE ARE.

We are a worldwide manufacturer, importer and exporter of electrical products from China and Europe and have over 4000 products in our inventory. Our head office and distribution facilities of 60,000 square feet are based in Salford, giving easy links to the motorway networks and surrounding areas.

Our wiring accessories and lighting products are supplied exclusively to over 800 UK electrical wholesalers and independents as well as Ireland and several export markets. Below are some of the organisations we work with.

We've established commercial partnerships, ensuring next-day delivery, and maintaining stocked inventory for projects across the UK.



Our goal is to cater to the needs of all parties involved – from our valued customers and end users to our dedicated teams. Our commitment lies in providing an exceptional experience for everyone we engage with.

To order, simply contact us and we'll guide you to your nearest stockist.

ROMANS
INTERNATIONAL

berry

fore street
electrical wholesalers

KIER

CAPITAL&CENTRIC

VIDI
CONSTRUCTION

DEW
ELECTRICAL DISTRIBUTORS LTD

sparks
Electrical Wholesalers

CEF
YOUR ELECTRICAL EXPERTS

OSHEA

Hopkins
Mechanical & Electrical Engineers

KEW
ELECTRICAL

chingford
ELECTRICAL SUPPLIES

EDMUNDSON
ELECTRICAL

Berkeley
Group



express electrical



Pinnacle
Electrical Supplies

YESSS
ELECTRICAL

Hilton
HOTELS & RESORTS

RExel
ELECTRICAL SUPPLIES

ELECTRIC
CENTER

wes
WHOLESALE ELECTRICAL
SUPPLIES (NI) LTD.



Ryness
Lighting & Electrical

RNM ELECTRICAL

RENAKER

CDR ELECTRICAL
WHOLESALE

Ltd
Mechanical & Electrical Contractors

ACORN
Electrical Supplies Ltd

H+S
ELECTRICAL WHOLESALE LTD

WE DELIVER PEACE OF MIND.

As part of our development, we constantly liaise with the electrical market place, developing ideas and new products in line with the ever changing needs of the contractor / user. It is this pro-active mindset that we believe sets us apart from many other manufacturers in the electrical industry.

Selectric places great emphasis on the quality and reliability of the products we offer. All the products we produce and distribute comply with the latest standards which include UKCA marking. All go through rigorous testing and we have certification to prove all items meet the requirements of the market before any item goes on sale. On top of certification which ensures the very best quality, our products are offered with our own in-house guarantee of up to 30 years.



Intertek

intertek

Total Quality. Assured.

Selectric has ASTA approval on a large range of wiring accessories. The ASTA marks and / or type test certificates clearly indicate that the product has been independently tested to comply with the relevant clauses of the applicable standards.

ASTA helps to differentiate quality brands to the supply chain, leaving you with complete peace of mind when using ASTA certified Selectric products.

Our Smooth and Square ranges have been independently tested by Intertek to the latest antimicrobial standards.

Whilst regular cleaning of electrical plates is always essential to limit the spread of bacteria, the use of any product with antimicrobial properties also plays an important part to reduce the spread of infections.

Our Smooth and Square ranges have been made using urea formaldehyde which is proven to inhibit the growth of Staph, E.-Coli, Salmonella and Pneumonia.

You can rest assured with the peace of mind knowing that using these ranges will not assist in the progression of these kinds of bacteria.

DEDICATED TO IMPROVING OUR CARBON FOOTPRINT.

Because of this we conform to the WEEE (Waste Electrical & Electronic Equipment) Regulations by being a member of the WEEE Producer Compliance Scheme.

As an electrical and packaging producer we take our waste packaging recycling and recovery responsibilities very seriously. We are registered in a scheme which has collection points across the UK to create an environmentally sound recycling program.

A recent overhaul to the Selectric packaging has resulted in less plastic waste to reduce carbon emissions and help protect the environment.

Selectric made a resolution to reduce the total amount of plastic used in the manufacturing process, and because of this the accessories now come in recyclable PP5 bags, with the heavier products such as 2 gang USB sockets and shaver units being presented in biodegradable cardboard inner boxes.



Furthermore we now use new innovative paint techniques on our accessories which conform to all the latest environmental regulations. This helps to control pollution and manage natural resources within the local manufacturing environment.



AWARD WINNING PRODUCTS.

Selectric were named **Best Accessories Brand** for the second year running at the 2023 Electrical Wholesaler Awards in recognition of our contribution towards the electrical industry.

We were also Highly Commended at the ECN Awards in 2023 for the Wiring Accessories Product of the Year for our 5M-PLUS range.

We're lucky to have such a wonderful team at Selectric & are incredibly grateful to all our customers that have testified on our behalf.



All Selectric products are listed on the Luckins database, the largest online product information centre for mechanical, electrical, and plumbing sectors in the UK.



LuckinsLive.com has accurate, comprehensive and up-to-date information on hundreds of thousands of products. Members also have access to pricing.

Listed in  **LUCKINS™**



WE CAN PROVIDE PROJECT ASSISTANCE.

Working with our chosen partners we can deliver a huge portfolio of products that include managing, development and delivery of a project.



A great example of this was a bespoke range made for a client specification in the Hilton / Gantry project venture in London.

By combining our client's unique understanding of the project with our development expertise, we delivered everything needed whilst keeping within their budgeting forecast and deadline.



THE GANTRY LONDON STRATFORD

Please contact our Business Development team to discuss your project requirements, get a free quote or request a project guide and / or samples.

For more information please contact us below
BD@SELECTRICUK.CO.UK



PORTAL WEST NORTH ACTON

Selectric was chosen to design a customized range of track lighting specifically for the redevelopment of Portal West. This multi-storey development includes four blocks that consist of residential units, commercial spaces, and car parking.

The bespoke track lighting by Selectric enhances the overall aesthetic appeal and functionality of the project, providing a stylish and efficient lighting solution.



MITRE YARD SCRUBS LANE, LONDON

Mitre Yard is a Build-to-Rent development in the Old Oak Opportunity Area in London NW10 with a service value of £12 Million. 241 homes in two new buildings ranging from 6 to 22 storeys, and comprise a mix of 1, 2 and 3 bedroom apartments.

Selectric launched an innovative range of industrial chain lighting specifically designed for this project.





MAGNA CARTA PARK RUNNYMEDE, SURREY

This project by Studio Partington is set within a stunning elevated parkland overlooking the river Thames. The student housing forms part of the redevelopment of the former Brunel University site. The design comprises a large number of self-contained suites organised around staircases that are accessed from a series of courtyards. A common reception building hosts group study rooms, student hub and cinema rooms.



Our Smooth and GRID360 ranges have been used exclusively throughout the student housing and with its fresh look and soft edges, we're confident it will be the perfect finish.



CHARGATE CLOSE BURWOOD PARK, SURREY



Selectric was iLife Developments' chosen supplier for all their premium new build properties in Surrey. The two mansions that selectric accessories were installed in are over 10,000 sq feet and were built using the finest materials and finishes. Our 5M-PLUS screwless range was chosen to be used in both properties.

Burwood Park is an historic private estate located in Hersham, Surrey. Situated in a former deer park that belonged to Henry VIII, the 360 acre estate is known both for its extensive wildlife as well as the high level of security and privacy provided to its residents; it is one of the few remaining residential areas in the UK never to have been filmed by Google Streetview.



CROWN STREET MANCHESTER

Crown Street forms part of New Jackson Area, a new neighbourhood located in the South-Western part of Manchester city centre.



Stunning apartments and luxury facilities will also make it one of the most desirable places to live. Residents can enjoy exceptional amenities comprising a 20m swimming pool located on the 44th floor – the highest residential pool in the UK, as well as a state of the art gymnasium and rooftop terraces offering exceptional views of the city and beyond.

Several of our ranges were used in this project, GRID360, Smooth and 7M-PRO.



LEONARDO HOTEL MANCHESTER



Work is underway on replacing an outdated two storey office furniture store at 1 Adair Street near Manchester Piccadilly station with a striking new build property to be operated by Fattal Hotel Group under the Leonardo Hotels brand. Upon completion, the development will feature 275 hotel rooms, as well as a restaurant and bar at ground level.

Designed by Stephenson Studio for developer Capital & Centric, the scheme features external planted tiers focused around the northern end of the building. Referred to in planning documents as 'Jenga blocks', these tiers will be filled with trees, shrubs, ferns, grasses and perennials tailored to suit the micro climate of each space, helping to green the city.



The Selectric 5M matt black range was used throughout the interior.



GRID360 Kinetic Modular
Plates & Modules



12



GRID360 Modular Plates
& Modules



18



Smooth Edged White
Moulded Wiring
Accessories



70



Square Edged White
Moulded Wiring
Accessories



94



Lockable Accessories



126



Medical Solutions



134



Metal Clad Wiring
Accessories



140



Lockable Accessories



150



5M Slim Decorative
Wiring Accessories



154



5M-PLUS Screwless
Decorative Wiring
Accessories



204



7M-PRO Decorative
Wiring Accessories



248



Euro Media / Data Plates
& Modules



294



RCD Accessories



308



Seal IP65 - IP68 Rated
Accessories



312



PIR, Power & Cable
Management



322



Shaverlights



338



PushGlo Fire Rated
Downlights



342



T5 Super Slim Link Lights



354



ATOM LED Bulkheads



358



OXi-GOLD Audio, Visual &
Digital Accessories



364



GRID360 Kinetic Modular Plates & Modules

Product	Page
GRID360 Kinetic Modules	
Retractive On / Off Switches	14
Push On / Off Emergency Key Switches	15
IP65 Wireless Fob Switch	16

Product	Page
GRID360 Kinetic Wireless Receivers	
Standard On / Off Control	16
Smart & Standard On / Off Control	16
Standard On / Off Control for Emergency Key Switch	17
Smart & Standard On / Off Control for Dimming	17



The **GRID360 Kinetic** range from Selectric is a revolutionary wireless switch system that eliminates the need for batteries or power cables. Unlike traditional wired switches, these switches can be installed on any surface and don't require complicated cable runs within walls. The system provides a clean, convenient, and safe solution that is not only easy to install but also reliable.

GRID360 Kinetic wall switches have been proven to be stable in signal transmission, and well-designed in appearance which will fit into our ever-popular GRID360 range of products. Furthermore, the system uses a very small amount of energy and so reduces overall power consumption, which will result in economic savings and contribute towards an improved carbon footprint.

There is a wide range of receivers to choose from to solve real-life controlling requirements and we offer a range of non-dimmable, dimmable, and smart receivers, suitable for wide input voltage from AC85-240V 50/60Hz. The lowest and highest brightness level can be set by an app on the smart dimmer. This helps the performance and compatibility of the dimmer to suit more dimmable light fittings whilst avoiding flicker and slow response issues often found with smart dimmers. A 30m transmission range (depending on context) ensures the switches will perform steadily under complex indoor installations (70m for outdoor).

For compatible GRID360 plates please see pages 50-68.



Choose your plate & module



GRID360 Kinetic
video

The Selectric
GRID360 Kinetic
range uses the Tuya
Smart & Smart Life
app.



Tuya Smart



Smart Life

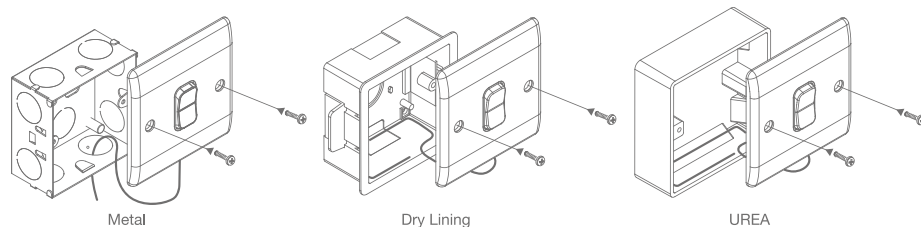


Create your product



Code	Description
SGRID360-489	White, White Insert
SGRID360-490	Satin Chrome, White Insert
SGRID360-491	Satin Chrome, Black Insert
SGRID360-492	Satin Chrome, Grey Insert
SGRID360-493	Polished Chrome, White Insert
SGRID360-494	Polished Chrome, Black Insert
SGRID360-495	Black Nickel, Black Insert
SGRID360-496	Antique Brass, Black Insert
SGRID360-497	Satin Brass, Black Insert
SGRID360-498	Matt Black, Black Insert
SGRID360-499	Matt White, White Insert
SGRID360-500	Dark Bronze, Black Insert

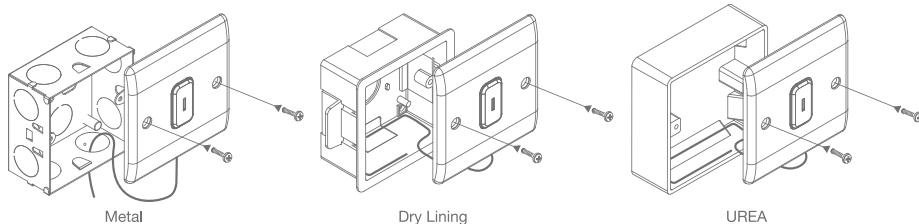
- Switch Type: On / Off (On Off each side)
- Push Type: Retractive
- Power Source: Kinetic Self Powered.
- RF: 433Mhz
- Range: 30m indoor, 70m outdoor Max.
- Material: SGRID360-489 is PC + Urea, the rest are PC + Stainless Steel
- IP Rating: IP42
- For use with **GRID360** plates only
- To improve transmission range when a metal back box is used, the antenna can be mounted outside the box (see back box arrangements below)





- Switch Type: Push Back On / Off
- Push Type: Retractive (Push with Key)
- Power Source: Kinetic Self Powered.
- RF: 433Mhz
- Range: 30m indoor, 70m outdoor Max.
- Material: SGRID360-501 is PC + Urea, the rest are PC + Stainless Steel
- IP Rating: IP42
- Key included
- For use with **GRID360** plates only
- To improve transmission range when a metal back box is used, the antenna can be mounted outside the box (see back box arrangements below)

Code	Description
SGRID360-501	White, White Insert
SGRID360-502	Satin Chrome, White Insert
SGRID360-503	Satin Chrome, Black Insert
SGRID360-504	Satin Chrome, Grey Insert
SGRID360-505	Polished Chrome, White Insert
SGRID360-506	Polished Chrome, Black Insert
SGRID360-507	Black Nickel, Black Insert
SGRID360-508	Antique Brass, Black Insert
SGRID360-509	Satin Brass, Black Insert
SGRID360-510	Matt Black, Black Insert
SGRID360-511	Matt White, White Insert
SGRID360-512	Dark Bronze, Black Insert



GRID360 Kinetic - IP65 Wireless Fob Switch




SGRID360-533

- On / Off to work with SKIN-3
- Push type: Retractive
- Power source: Kinetic Self Powered.
- RF: 433Mhz
- Range: 15m indoor, 40m outdoor Max.
- Material: silicon
- IP Rating: IP65
- **Dimensions:**
47 x 21.3 x 16.3mm

Code	Description
SGRID360-533	IP65 Wireless Fob Switch

GRID360 Kinetic Wireless Receiver - Standard On / Off Control



SKIN-1

- On / Off receiver with on off each side with standard control
- Input: 100-240V 50/60Hz 3.3A max.
- Load: LED 1.3A max. Resistive 3.3A max.
- RF: 433Mhz.
- Working temp.: -10 ~ 40°C
- Tc Max.: 95°C
- Number of switches to pair: 10 modules
- For indoor use only
- Compliant with EN60669-1 & 2-1
- **Dimensions:**
64 x 32.4 x 23mm

Code	Description
SKIN-1	Wireless Receiver - Standard On / Off Control

GRID360 Kinetic Wireless Receiver - Smart & Standard On / Off Control



SKIN-2

- On / Off Receiver with on off each side with standard control
- Input: 100-240V 50/60Hz 3.3A Max.
- Load: LED 1.3A max. Resistive 3.3A max.
- RF: 433Mhz & 2.4G WiFi (Tuya)
- Working temp.: -10 ~ 40°C
- Tc Max.: 95°C
- Number of switches to pair: 10 modules
- For indoor use only
- Compliant with EN60669-1 & 2-1
- **Dimensions:**
64 x 32.4 x 23mm

Code	Description
SKIN-2	Wireless Receiver - Smart & Standard On / Off Control

- On / Off receiver with push back control
- Input: 100-240V 50/60Hz 3.3A max.
- Load: LED 1.3A max. Resistive 3.3A max.
- RF: 433Mhz.
- Working temp.: -10 ~ 40°C
- Tc Max.: 95°C
- Number of switches to pair: 10 modules
- For indoor use only
- Compliant with EN60669-1 & 2-1
- **Dimensions:**
64 x 32.4 x 23mm




SKIN-3

Code	Description
SKIN-3	Wireless Receiver - Standard On / Off Control for Emergency Key Switch

GRID360 Kinetic Wireless Receiver - Smart & Standard On / Off Control for Dimming

- Dimmer on / off receiver with on off each side with standard control
- Input voltage: AC220-240V 50/60Hz
- Power: 100W LED; 200W resistive loads
- RF: 433Mhz.
- Working temp.: -20 ~ 40°C
- Tc Max.: 95°C
- Number of switches to pair: 10 modules
- For indoor use only
- Compliant with EN60669-1 & 2-1
- **Dimensions:**
75 x 52 x 24.5mm



SKIN-4

Code	Description
SKIN-4	Wireless Receiver - Standard On / Off Control for Dimming



GRID360 Modular Plates & Modules

Product	Page	Product	Page
GRID360 Modules		Blanking Modules	38
10A 1 Way Switches	20	10A 2 Way Toggle Switches	39
10A 2 Way Switches	21	10A Intermediate Toggle Switches	40
10A Intermediate Switches	22	White Neon Indicators	41
10A Fan Isolator Switches	23	Black Neon Indicators	41
10A DP Key Switches	24	Grey Neon Indicators	41
10A Retractive Switches	25	20A DP Switches Engraved (White)	42
20A DP Switches	26	20A DP Switches with Neon Engraved (White)	43
20A DP Switches with Neon	27	20A DP Switches Engraved (Satin Chrome White)	44
20A SP 1 Way Switches	28	20A DP Switches Engraved (Satin Chrome Black)	45
20A SP 2 Way Switches	29	20A DP Switches Engraved (Satin Chrome Grey)	46
20A SP 2 Way Centre Off Retractive Switches	30	LED Dimmers	48
20A SP 3 Position Centre Off Switches	31	400W Dimmer	48
20A 2 Way Illuminated Blue Locator Switches	32	Dimmer Adaptor Plates	49
20A DP Illuminated Blue Indicator Switches	32	GRID360 Plates	
20A Intermediate Switches	33	Smooth - 1 to 12 aperture	50
20A SP 2 Way Key Switches	34	Square - 1 to 12 aperture	51
20A DP 1 Way Key Switches	34	Part M - 1 to 12 aperture	52
20A DP 2 Way Key Switches	35	Metal Clad - 1 to 12 aperture	53
13A Fused Connection Units	36	5M - 1 to 12 aperture	54-59
20A Cable Outlets	37	5M-PLUS - 1 to 12 aperture	60-64
		7M-PRO - 1 to 12 aperture	65-67
		GRID360 Boxes	69



The GRID360 range is our fully interchangeable range of grid switch modules & plates. There is no need for yokes as modules screw directly into each plate. Over 400 items and thousands of possible combinations to suit every need. Sixteen plate finishes from 1 gang to 12 gang to compliment all current Selectric ranges Selectric's complete grid modular system.

- Modules screw directly into plates.
- No yokes needed.
- Unlimited product combinations.
- Bespoke lasering available on request.



Choose your plate



Choose your module



Create your product


SGRID360-1

SGRID360-25

SGRID360-40

SGRID360-55

SGRID360-70

SGRID360-85

SGRID360-100

SGRID360-115

SGRID360-130

SGRID360-145

SGRID360-320

SGRID360-456

Code	Description
SGRID360-1	White, White Insert
SGRID360-25	Satin Chrome, White Insert
SGRID360-40	Satin Chrome, Black Insert
SGRID360-55	Satin Chrome, Grey Insert
SGRID360-70	Polished Chrome, White Insert
SGRID360-85	Polished Chrome, Black Insert
SGRID360-100	Black Nickel, Black Insert
SGRID360-115	Antique Brass, Black Insert
SGRID360-130	Satin Brass, Black Insert
SGRID360-145	Matt Black, Black Insert
SGRID360-320	Matt White, White Insert
SGRID360-456	Dark Bronze, Black Insert

- Compliant with BS EN 60669-1
- For use with **GRID360** plates only





SGRID360-2



SGRID360-26



SGRID360-41



SGRID360-56



SGRID360-71



SGRID360-86



SGRID360-101



SGRID360-116



SGRID360-131



SGRID360-146



SGRID360-321



SGRID360-457

- Compliant with BS EN 60669-1
- For use with **GRID360** plates only

Code	Description
SGRID360-2	White, White Insert
SGRID360-26	Satin Chrome, White Insert
SGRID360-41	Satin Chrome, Black Insert
SGRID360-56	Satin Chrome, Grey Insert
SGRID360-71	Polished Chrome, White Insert
SGRID360-86	Polished Chrome, Black Insert
SGRID360-101	Black Nickel, Black Insert
SGRID360-116	Antique Brass, Black Insert
SGRID360-131	Satin Brass, Black Insert
SGRID360-146	Matt Black, Black Insert
SGRID360-321	Matt White, White Insert
SGRID360-457	Dark Bronze, Black Insert





SGRID360-3



SGRID360-27



SGRID360-42



SGRID360-57



SGRID360-72



SGRID360-87



SGRID360-102



SGRID360-117



SGRID360-132



SGRID360-147



SGRID360-322



SGRID360-458

Code	Description
SGRID360-3	White, White Insert
SGRID360-27	Satin Chrome, White Insert
SGRID360-42	Satin Chrome, Black Insert
SGRID360-57	Satin Chrome, Grey Insert
SGRID360-72	Polished Chrome, White Insert
SGRID360-87	Polished Chrome, Black Insert
SGRID360-102	Black Nickel, Black Insert
SGRID360-117	Antique Brass, Black Insert
SGRID360-132	Satin Brass, Black Insert
SGRID360-147	Matt Black, Black Insert
SGRID360-322	Matt White, White Insert
SGRID360-458	Dark Bronze, Black Insert

- Compliant with BS EN 60669-1
- For use with **GRID360** plates only





SGRID360-445



SGRID360-446



SGRID360-447



SGRID360-448



SGRID360-449



SGRID360-450



SGRID360-451



SGRID360-452



SGRID360-453



SGRID360-454



SGRID360-455



SGRID360-459

- Compliant with BS EN 60669-1
- For use with **GRID360** plates only

Code	Description
SGRID360-445	White, White Insert
SGRID360-446	Satin Chrome, White Insert
SGRID360-447	Satin Chrome, Black Insert
SGRID360-448	Satin Chrome, Grey Insert
SGRID360-449	Polished Chrome, White Insert
SGRID360-450	Polished Chrome, Black Insert
SGRID360-451	Black Nickel, Black Insert
SGRID360-452	Antique Brass, Black Insert
SGRID360-453	Satin Brass, Black Insert
SGRID360-454	Matt Black, Black Insert
SGRID360-455	Matt White, White Insert
SGRID360-459	Dark Bronze, Black Insert





SGRID360-4



SGRID360-28



SGRID360-43



SGRID360-58



SGRID360-73



SGRID360-88



SGRID360-103



SGRID360-118



SGRID360-133



SGRID360-148



SGRID360-323




SGRID360-460

Code	Description
SGRID360-4	White, White Insert
SGRID360-28	Satin Chrome, White Insert
SGRID360-43	Satin Chrome, Black Insert
SGRID360-58	Satin Chrome, Grey Insert
SGRID360-73	Polished Chrome, White Insert
SGRID360-88	Polished Chrome, Black Insert
SGRID360-103	Black Nickel, Black Insert
SGRID360-118	Antique Brass, Black Insert
SGRID360-133	Satin Brass, Black Insert
SGRID360-148	Matt Black, Black Insert
SGRID360-323	Matt White, White Insert
SGRID360-460	Dark Bronze, Black Insert
LG-METALKEY	Spare Key for Key Switch

- Compliant with BS EN 60669-1
- For use with **GRID360** plates only



LG-METALKEY





SGRID360-274



SGRID360-5



SGRID360-29



SGRID360-44



SGRID360-59



SGRID360-74



SGRID360-89



SGRID360-104



SGRID360-119



SGRID360-134



SGRID360-149




SGRID360-324



SGRID360-461

- Compliant with BS EN 60669-1
- For use with **GRID360** plates only

Code	Description
SGRID360-274	White, White Insert "press"
SGRID360-5	White, White Insert
SGRID360-29	Satin Chrome, White Insert
SGRID360-44	Satin Chrome, Black Insert
SGRID360-59	Satin Chrome, Grey Insert
SGRID360-74	Polished Chrome, White Insert
SGRID360-89	Polished Chrome, Black Insert
SGRID360-104	Black Nickel, Black Insert
SGRID360-119	Antique Brass, Black Insert
SGRID360-134	Satin Brass, Black Insert
SGRID360-149	Matt Black, Black Insert
SGRID360-324	Matt White, White Insert
SGRID360-461	Dark Bronze, Black Insert





SGRID360-6



SGRID360-30



SGRID360-45



SGRID360-60



SGRID360-75



SGRID360-90



SGRID360-105



SGRID360-120



SGRID360-135



SGRID360-150



SGRID360-325



SGRID360-462

Code	Description
SGRID360-6	White, White Insert
SGRID360-30	Satin Chrome, White Insert
SGRID360-45	Satin Chrome, Black Insert
SGRID360-60	Satin Chrome, Grey Insert
SGRID360-75	Polished Chrome, White Insert
SGRID360-90	Polished Chrome, Black Insert
SGRID360-105	Black Nickel, Black Insert
SGRID360-120	Antique Brass, Black Insert
SGRID360-135	Satin Brass, Black Insert
SGRID360-150	Matt Black, Black Insert
SGRID360-325	Matt White, White Insert
SGRID360-462	Dark Bronze, Black Insert

- Compliant with BS EN 60669-1
- For use with **GRID360** plates only





SGRID360-7



SGRID360-31



SGRID360-46



SGRID360-61



SGRID360-76



SGRID360-91



SGRID360-106



SGRID360-121



SGRID360-136



SGRID360-151



SGRID360-326



SGRID360-463

- Compliant with BS EN 60669-1
- For use with **GRID360** plates only

Code	Description
SGRID360-7	White, White Insert
SGRID360-31	Satin Chrome, White Insert
SGRID360-46	Satin Chrome, Black Insert
SGRID360-61	Satin Chrome, Grey Insert
SGRID360-76	Polished Chrome, White Insert
SGRID360-91	Polished Chrome, Black Insert
SGRID360-106	Black Nickel, Black Insert
SGRID360-121	Antique Brass, Black Insert
SGRID360-136	Satin Brass, Black Insert
SGRID360-151	Matt Black, Black Insert
SGRID360-326	Matt White, White Insert
SGRID360-463	Dark Bronze, Black Insert





SGRID360-8



SGRID360-32



SGRID360-47



SGRID360-62



SGRID360-77



SGRID360-92



SGRID360-107



SGRID360-122



SGRID360-137



SGRID360-152



SGRID360-327



SGRID360-464

Code	Description
SGRID360-8	White, White Insert
SGRID360-32	Satin Chrome, White Insert
SGRID360-47	Satin Chrome, Black Insert
SGRID360-62	Satin Chrome, Grey Insert
SGRID360-77	Polished Chrome, White Insert
SGRID360-92	Polished Chrome, Black Insert
SGRID360-107	Black Nickel, Black Insert
SGRID360-122	Antique Brass, Black Insert
SGRID360-137	Satin Brass, Black Insert
SGRID360-152	Matt Black, Black Insert
SGRID360-327	Matt White, White Insert
SGRID360-464	Dark Bronze, Black Insert

- Compliant with BS EN 60669-1
- For use with **GRID360** plates only





SGRID360-9



SGRID360-33



SGRID360-48



SGRID360-63



SGRID360-78



SGRID360-93



SGRID360-108



SGRID360-123



SGRID360-138



SGRID360-153



SGRID360-328



SGRID360-465

- Compliant with BS EN 60669-1
- For use with **GRID360** plates only

Code	Description
SGRID360-9	White, White Insert
SGRID360-33	Satin Chrome, White Insert
SGRID360-48	Satin Chrome, Black Insert
SGRID360-63	Satin Chrome, Grey Insert
SGRID360-78	Polished Chrome, White Insert
SGRID360-93	Polished Chrome, Black Insert
SGRID360-108	Black Nickel, Black Insert
SGRID360-123	Antique Brass, Black Insert
SGRID360-138	Satin Brass, Black Insert
SGRID360-153	Matt Black, Black Insert
SGRID360-328	Matt White, White Insert
SGRID360-465	Dark Bronze, Black Insert





SGRID360-400



SGRID360-401



SGRID360-402



SGRID360-403



SGRID360-404



SGRID360-405



SGRID360-406



SGRID360-407



SGRID360-408



SGRID360-409



SGRID360-410



SGRID360-466

Code	Description
SGRID360-400	White, White Insert
SGRID360-401	Satin Chrome, White Insert
SGRID360-402	Satin Chrome, Black Insert
SGRID360-403	Satin Chrome, Grey Insert
SGRID360-404	Polished Chrome, White Insert
SGRID360-405	Polished Chrome, Black Insert
SGRID360-406	Black Nickel, Black Insert
SGRID360-407	Antique Brass, Black Insert
SGRID360-408	Satin Brass, Black Insert
SGRID360-409	Matt Black, Black Insert
SGRID360-410	Matt White, White Insert
SGRID360-466	Dark Bronze, Black Insert
SGRID360-538	Red, White Insert

- Compliant with BS EN 60669-1
- For use with **GRID360** plates only



SGRID360-538





SGRID360-559



SGRID360-560



SGRID360-561



SGRID360-562



SGRID360-563



SGRID360-564



SGRID360-565



SGRID360-566



SGRID360-567



SGRID360-568



SGRID360-569



SGRID360-570



SGRID360-571

- Compliant with BS EN 60669-1
- For use with **GRID360** plates only

Code	Description
SGRID360-559	White, White Insert
SGRID360-560	Satin Chrome, White Insert
SGRID360-561	Satin Chrome, Black Insert
SGRID360-562	Satin Chrome, Grey Insert
SGRID360-563	Polished Chrome, White Insert
SGRID360-564	Polished Chrome, Black Insert
SGRID360-565	Black Nickel, Black Insert
SGRID360-566	Antique Brass, Black Insert
SGRID360-567	Satin Brass, Black Insert
SGRID360-568	Matt Black, Black Insert
SGRID360-569	Matt White, White Insert
SGRID360-570	Dark Bronze, Black Insert
SGRID360-571	Red, White Insert



GRID360 Modules - 20A 2 Way Illuminated Blue Locator Switches



SGRID360-527



SGRID360-528



SGRID360-528 lit



SGRID360-529

Code	Description
SGRID360-527	White
SGRID360-528	Black
SGRID360-529	Grey

- Compliant with BS EN 60669-1
- The perfect solution for location of switches in dark situations, such as a hotel room at night
- For use with **GRID360** plates only

GRID360 Modules - 20A DP Illuminated Blue Indicator Switches



SGRID360-530



SGRID360-531



SGRID360-532

Code	Description
SGRID360-530	White
SGRID360-531	Black
SGRID360-532	Grey

- Compliant with BS EN 60669-1
- The perfect solution for location of switches in dark situations, such as a hotel room at night
- For use with **GRID360** plates only





SGRID360-10



SGRID360-34



SGRID360-49



SGRID360-64



SGRID360-79



SGRID360-94



SGRID360-109



SGRID360-124



SGRID360-139



SGRID360-154



SGRID360-329



SGRID360-467



SGRID360-537

- Compliant with BS EN 60669-1
- For use with **GRID360** plates only

Code	Description
SGRID360-10	White, White Insert
SGRID360-34	Satin Chrome, White Insert
SGRID360-49	Satin Chrome, Black Insert
SGRID360-64	Satin Chrome, Grey Insert
SGRID360-79	Polished Chrome, White Insert
SGRID360-94	Polished Chrome, Black Insert
SGRID360-109	Black Nickel, Black Insert
SGRID360-124	Antique Brass, Black Insert
SGRID360-139	Satin Brass, Black Insert
SGRID360-154	Matt Black, Black Insert
SGRID360-329	Matt White, White Insert
SGRID360-467	Dark Bronze, Black Insert
SGRID360-537	Red, White Insert



GRID360 Modules - 20A SP 2 Way Key Switches



SGRID360-275



SGRID360-276



SGRID360-539



LG-METALKEY

Code	Description
SGRID360-275	White, White Insert
SGRID360-276	White, White Insert Marked "EMG LTG TEST"
SGRID360-539	Red, White Insert Marked "EMG LTG TEST"
LG-METALKEY	Spare Key for Key Switch

- One key included with each switch
- For use with **GRID360** plates only

GRID360 Modules - 20A DP 1 Way Key Switches



SGRID360-11



SGRID360-277



SGRID360-35



SGRID360-50



SGRID360-65



SGRID360-80



SGRID360-95



SGRID360-110



SGRID360-125



SGRID360-140



SGRID360-155



SGRID360-330

Code	Description
SGRID360-11	White, White Insert
SGRID360-277	White, White Insert Marked "EMG LTG TEST"
SGRID360-35	Satin Chrome, White Insert
SGRID360-50	Satin Chrome, Black Insert
SGRID360-65	Satin Chrome, Grey Insert
SGRID360-80	Polished Chrome, White Insert
SGRID360-95	Polished Chrome, Black Insert
SGRID360-110	Black Nickel, Black Insert
SGRID360-125	Antique Brass, Black Insert
SGRID360-140	Satin Brass, Black Insert
SGRID360-155	Matt Black, Black Insert
SGRID360-330	Matt White, White Insert
SGRID360-468	Dark Bronze, Black Insert



SGRID360-468



SGRID360-545



SGRID360-546



SGRID360-547



SGRID360-548



SGRID360-550



SGRID360-551



SGRID360-552



SGRID360-553



SGRID360-554



SGRID360-555



SGRID360-556



SGRID360-557



SGRID360-558

Code	Description
SGRID360-545	White, White Insert
SGRID360-546	White, White Insert Marked "EMG LTG TEST"
SGRID360-547	Satin Chrome, White Insert
SGRID360-548	Satin Chrome, Black Insert
SGRID360-550	Satin Chrome, Grey Insert
SGRID360-551	Polished Chrome, White Insert
SGRID360-552	Polished Chrome, Black Insert
SGRID360-553	Black Nickel, Black Insert
SGRID360-554	Antique Brass, Black Insert
SGRID360-555	Satin Brass, Black Insert
SGRID360-556	Matt Black, Black Insert
SGRID360-557	Matt White, White Insert
SGRID360-558	Dark Bronze, Black Insert





SGRID360-12



SGRID360-36



SGRID360-51



SGRID360-66



SGRID360-81



SGRID360-96



SGRID360-111



SGRID360-126



SGRID360-141



SGRID360-156



SGRID360-331



SGRID360-469

Code	Description
SGRID360-12	White, White Insert
SGRID360-36	Satin Chrome, White Insert
SGRID360-51	Satin Chrome, Black Insert
SGRID360-66	Satin Chrome, Grey Insert
SGRID360-81	Polished Chrome, White Insert
SGRID360-96	Polished Chrome, Black Insert
SGRID360-111	Black Nickel, Black Insert
SGRID360-126	Antique Brass, Black Insert
SGRID360-141	Satin Brass, Black Insert
SGRID360-156	Matt Black, Black Insert
SGRID360-331	Matt White, White Insert
SGRID360-469	Dark Bronze, Black Insert


- Compliant with BS EN 60669-1
- For use with **GRID360** plates only





- Compliant with BS EN 60669-1
- For use with **GRID360** plates only

Code	Description
SGRID360-434	White, White Insert
SGRID360-435	Satin Chrome, White Insert
SGRID360-436	Satin Chrome, Black Insert
SGRID360-437	Satin Chrome, Grey Insert
SGRID360-438	Polished Chrome, White Insert
SGRID360-439	Polished Chrome, Black Insert
SGRID360-440	Black Nickel, Black Insert
SGRID360-441	Antique Brass, Black Insert
SGRID360-442	Satin Brass, Black Insert
SGRID360-443	Matt Black, Black Insert
SGRID360-444	Matt White, White Insert
SGRID360-470	Dark Bronze, Black Insert





SGRID360-13



SGRID360-37



SGRID360-52



SGRID360-67



SGRID360-82



SGRID360-97



SGRID360-112



SGRID360-127



SGRID360-142



SGRID360-157




SGRID360-332



SGRID360-471

Code	Description
SGRID360-13	White, White Insert
SGRID360-37	Satin Chrome, White Insert
SGRID360-52	Satin Chrome, Black Insert
SGRID360-67	Satin Chrome, Grey Insert
SGRID360-82	Polished Chrome, White Insert
SGRID360-97	Polished Chrome, Black Insert
SGRID360-112	Black Nickel, Black Insert
SGRID360-127	Antique Brass, Black Insert
SGRID360-142	Satin Brass, Black Insert
SGRID360-157	Matt Black, Black Insert
SGRID360-332	Matt White, White Insert
SGRID360-471	Dark Bronze, Black Insert

- Compliant with BS EN 60669-1
- For use with **GRID360** plates only





SGRID360-38



SGRID360-53



SGRID360-68



SGRID360-83



SGRID360-98



SGRID360-113



SGRID360-68
(side)



SGRID360-128



SGRID360-143



SGRID360-158



SGRID360-333



SGRID360-472

- Compliant with BS EN 60669-1
- For use with **GRID360** plates only

Code	Description
SGRID360-38	Satin Chrome, White Insert
SGRID360-53	Satin Chrome, Black Insert
SGRID360-68	Satin Chrome, Grey Insert
SGRID360-83	Polished Chrome, White Insert
SGRID360-98	Polished Chrome, Black Insert
SGRID360-113	Black Nickel, Black Insert
SGRID360-128	Antique Brass, Black Insert
SGRID360-143	Satin Brass, Black Insert
SGRID360-158	Matt Black, Black Insert
SGRID360-333	Matt White, White Insert
SGRID360-472	Dark Bronze, Black Insert





SGRID360-311



SGRID360-312



SGRID360-313



SGRID360-314



SGRID360-315



SGRID360-316



SGRID360-334
(side)



SGRID360-317



SGRID360-318



SGRID360-319




SGRID360-334



SGRID360-473

Code	Description
SGRID360-311	Satin Chrome, White Insert
SGRID360-312	Satin Chrome, Black Insert
SGRID360-313	Satin Chrome, Grey Insert
SGRID360-314	Polished Chrome, White Insert
SGRID360-315	Polished Chrome, Black Insert
SGRID360-316	Black Nickel, Black Insert
SGRID360-317	Antique Brass, Black Insert
SGRID360-318	Satin Brass, Black Insert
SGRID360-319	Matt Black, Black Insert
SGRID360-334	Matt White, White Insert
SGRID360-473	Dark Bronze, Black Insert

- Compliant with BS EN 60669-1
- For use with **GRID360** plates only



GRID360 Modules - White Neon Indicators



SGRID360-16



SGRID360-17



SGRID360-18

- Compliant with BS 5733
- For use with **GRID360** plates only

Code	Description
SGRID360-16	White, Red Neon
SGRID360-17	White, Amber Neon
SGRID360-18	White, Green Neon

GRID360 Modules - Black Neon Indicators



SGRID360-19



SGRID360-20



SGRID360-21

- Compliant with BS 5733
- For use with **GRID360** plates only

Code	Description
SGRID360-19	Black, Red Neon
SGRID360-20	Black, Amber Neon
SGRID360-21	Black, Green Neon

GRID360 Modules - Grey Neon Indicators



SGRID360-22



SGRID360-23



SGRID360-24

- Compliant with BS 5733
- For use with **GRID360** plates only

Code	Description
SGRID360-22	Grey, Red Neon
SGRID360-23	Grey, Amber Neon
SGRID360-24	Grey, Green Neon



SGRID360-279



SGRID360-280



SGRID360-281



SGRID360-282



SGRID360-283



SGRID360-284



SGRID360-285



SGRID360-286



SGRID360-287



SGRID360-288



SGRID360-289



SGRID360-290

Code	Description
SGRID360-279	Engraved "fridge"
SGRID360-280	Engraved "dish washer"
SGRID360-281	Engraved "washing machine"
SGRID360-282	Engraved "dryer"
SGRID360-283	Engraved "waste disposal"
SGRID360-284	Engraved "hob"
SGRID360-285	Engraved "oven"
SGRID360-286	Engraved "hood"
SGRID360-287	Engraved "boiler"
SGRID360-288	Engraved "cooker hood"
SGRID360-289	Engraved "fan"
SGRID360-290	Engraved "freezer"
SGRID360-291	Engraved "fridge freezer"
SGRID360-292	Engraved "tumble dryer"
SGRID360-293	Engraved "micro wave"
SGRID360-294	Engraved "heater"
SGRID360-540	Engraved "boost"



SGRID360-291



SGRID360-292




SGRID360-293



SGRID360-294



SGRID360-540





SGRID360-295



SGRID360-296



SGRID360-297



SGRID360-298



SGRID360-299



SGRID360-300



SGRID360-301



SGRID360-302



SGRID360-303



SGRID360-304



SGRID360-305



SGRID360-306



SGRID360-307



SGRID360-308



SGRID360-309



SGRID360-310



SGRID360-541

Code	Description
SGRID360-295	Engraved "fridge"
SGRID360-296	Engraved "dish washer"
SGRID360-297	Engraved "washing machine"
SGRID360-298	Engraved "dryer"
SGRID360-299	Engraved "waste disposal"
SGRID360-300	Engraved "hob"
SGRID360-301	Engraved "oven"
SGRID360-302	Engraved "hood"
SGRID360-303	Engraved "boiler"
SGRID360-304	Engraved "cooker hood"
SGRID360-305	Engraved "fan"
SGRID360-306	Engraved "freezer"
SGRID360-307	Engraved "fridge freezer"
SGRID360-308	Engraved "tumble dryer"
SGRID360-309	Engraved "micro wave"
SGRID360-310	Engraved "heater"
SGRID360-541	Engraved "boost"





SGRID360-349



SGRID360-350



SGRID360-351



SGRID360-352



SGRID360-353



SGRID360-354



SGRID360-355



SGRID360-356



SGRID360-357



SGRID360-358



SGRID360-359



SGRID360-360

Code	Description
SGRID360-349	Engraved "fridge"
SGRID360-350	Engraved "dish washer"
SGRID360-351	Engraved "washing machine"
SGRID360-352	Engraved "dryer"
SGRID360-353	Engraved "waste disposal"
SGRID360-354	Engraved "hob"
SGRID360-355	Engraved "oven"
SGRID360-356	Engraved "boiler"
SGRID360-357	Engraved "cooker hood"
SGRID360-358	Engraved "fan"
SGRID360-359	Engraved "freezer"
SGRID360-360	Engraved "fridge freezer"
SGRID360-361	Engraved "micro wave"
SGRID360-362	Engraved "heater"
SGRID360-542	Engraved "boost"



SGRID360-361



SGRID360-362



SGRID360-542





SGRID360-363



SGRID360-364



SGRID360-365



SGRID360-366



SGRID360-367



SGRID360-368



SGRID360-369



SGRID360-370



SGRID360-371



SGRID360-372



SGRID360-373



SGRID360-374



SGRID360-375



SGRID360-376



SGRID360-543

Code	Description
SGRID360-363	Engraved "fridge"
SGRID360-364	Engraved "dish washer"
SGRID360-365	Engraved "washing machine"
SGRID360-366	Engraved "dryer"
SGRID360-367	Engraved "waste disposal"
SGRID360-368	Engraved "hob"
SGRID360-369	Engraved "oven"
SGRID360-370	Engraved "boiler"
SGRID360-371	Engraved "cooker hood"
SGRID360-372	Engraved "fan"
SGRID360-373	Engraved "freezer"
SGRID360-374	Engraved "fridge freezer"
SGRID360-375	Engraved "micro wave"
SGRID360-376	Engraved "heater"
SGRID360-543	Engraved "boost"





SGRID360-377



SGRID360-378



SGRID360-379



SGRID360-380



SGRID360-381



SGRID360-382



SGRID360-383



SGRID360-384



SGRID360-385



SGRID360-386



SGRID360-387



SGRID360-388

Code	Description
SGRID360-377	Engraved "fridge"
SGRID360-378	Engraved "dish washer"
SGRID360-379	Engraved "washing machine"
SGRID360-380	Engraved "dryer"
SGRID360-381	Engraved "waste disposal"
SGRID360-382	Engraved "hob"
SGRID360-383	Engraved "oven"
SGRID360-384	Engraved "boiler"
SGRID360-385	Engraved "cooker hood"
SGRID360-386	Engraved "fan"
SGRID360-387	Engraved "freezer"
SGRID360-388	Engraved "fridge freezer"
SGRID360-389	Engraved "micro wave"
SGRID360-390	Engraved "heater"
SGRID360-544	Engraved "boost"



SGRID360-389



SGRID360-390



SGRID360-544





We have a large range of engraved modules available, however if you can't find what you're looking for we also have a bespoke laser etching service. We can etch your chosen words on to any plate or module from our Selectric GRID360 range.

This precision engraving involves etching the product rather than a standard print finish, making it much longer lasting and fade-proof. Our exclusive laser etching takes approximately 10-14 days turnaround.



Please contact our sales team for more information on bespoke enquiries.

Tel: 0161 745 7777

Email: sales@selectricuk.co.uk





SGRID360-336

- Min load 5W max. load 120W
- Silent & smooth dimming
- LED trailing and leading edge technology
- Minimum output setting
- Fits 35mm back box
- Terminals suitable for 2 x 1.5mm cables
- LED module, adaptor plate, knob, fixing tool, locking, washer, nut & screws included in pack.



SGRID360-347

Code	Description
SGRID360-336	LED Dimmer Module with Adaptor Plate
	LED Dimmer Universal Kit -
SGRID360-347	7 adaptor plates for Selectric, Crabtree, Click, Deta, Schneider, MK & BG

GRID360 Module - 400W Dimmer

- Min load 60W max. load 400W
- Silent & smooth dimming
- Leading edge
- Fits 35mm back box
- Terminals suitable for 2 x 1.5mm cables
- 2 way 400W module, adaptor plate, knob, fixing tool, locking, washer, nut & screws included in pack.



SGRID360-335

Code	Description
SGRID360-335	2 Way 400W no De-rating Dimmer Module with Adaptor Plate





- Adaptor plate, knob, fixing tool, locking, washer, nut & screws included




Code	Description
SGRID360-348	White (Plastic)
SGRID360-337	Satin Chrome (Metal)
SGRID360-340	Polished Chrome (Metal)
SGRID360-342	Black Nickel (Metal)
SGRID360-343	Antique Brass (Metal)
SGRID360-344	Satin Brass (Metal)
SGRID360-345	Matt Black (Metal)
SGRID360-346	Matt White (Metal)
SGRID360-474	Dark Bronze (Metal)




SGRID360-167




SGRID360-168




SGRID360-169




SGRID360-170



SGRID360-171




SGRID360-172




SGRID360-173


Code	Description
SGRID360-167	1 Aperture
SGRID360-168	2 Aperture
SGRID360-169	3 Aperture
SGRID360-170	4 Aperture
SGRID360-171	6 Aperture
SGRID360-172	8 Aperture
SGRID360-173	12 Aperture

- Plates match the Selectric **Smooth** range
- Antimicrobial certified
- Screw cap covers included
- Compliant with BS 5733
- For use with **GRID360** modules only







SGRID360-160




SGRID360-161




SGRID360-162




SGRID360-163



SGRID360-164



SGRID360-165



SGRID360-166

- Plates match the Selectric **Square** range
- Antimicrobial certified
- Compliant with BS 5733
- For use with **GRID360** modules only

Code	Description
SGRID360-160	1 Aperture
SGRID360-161	2 Aperture
SGRID360-162	3 Aperture
SGRID360-163	4 Aperture
SGRID360-164	6 Aperture
SGRID360-165	8 Aperture
SGRID360-166	12 Aperture







SSL611




SSL612




SSL613




SSL614



SSL615




SSL616



SSL617

Code	Description
SSL611	1 Aperture
SSL612	2 Aperture
SSL613	3 Aperture
SSL614	4 Aperture
SSL615	6 Aperture
SSL616	8 Aperture
SSL617	12 Aperture

- Antimicrobial certified
- Screw cap covers included
- Compliant with BS 5733
- For use with **GRID360** modules only







SGRID360-174




SGRID360-175




SGRID360-176




SGRID360-177



SGRID360-178



SGRID360-179



SGRID360-180

- Plates match the Selectric **Metal Clad** range
- Back box included
- Compliant with BS 5733
- For use with **GRID360** modules only

Code	Description
SGRID360-174	1 Aperture
SGRID360-175	2 Aperture
SGRID360-176	3 Aperture
SGRID360-177	4 Aperture
SGRID360-178	6 Aperture
SGRID360-179	8 Aperture
SGRID360-180	12 Aperture



GRID360 Plates - 5M 1 Aperture



SGRID360-209



SGRID360-216



SGRID360-223



SGRID360-230



SGRID360-237



SGRID360-244



SGRID360-475

Code	Description
SGRID360-209	Satin Chrome
SGRID360-216	Polished Chrome
SGRID360-223	Black Nickel
SGRID360-230	Antique Brass
SGRID360-237	Satin Brass
SGRID360-244	Matt Black
SGRID360-475	Dark Bronze

- Plates match the Selectric **5M** range
- 1 Aperture
- Compliant with BS 5733
- For use with **GRID360** modules only

GRID360 Plates - 5M 2 Aperture



SGRID360-210



SGRID360-217



SGRID360-224



SGRID360-231



SGRID360-238




SGRID360-245



SGRID360-476

Code	Description
SGRID360-210	Satin Chrome
SGRID360-217	Polished Chrome
SGRID360-224	Black Nickel
SGRID360-231	Antique Brass
SGRID360-238	Satin Brass
SGRID360-245	Matt Black
SGRID360-476	Dark Bronze

- Plates match the Selectric **5M** range
- 2 Aperture
- Compliant with BS 5733
- For use with **GRID360** modules only




SGRID360-211



SGRID360-218



SGRID360-225



SGRID360-232



SGRID360-239



SGRID360-246



SGRID360-477

- Plates match the Selectric 5M range
- 3 Aperture
- Compliant with BS 5733
- For use with GRID360 modules only

Code	Description
SGRID360-211	Satin Chrome
SGRID360-218	Polished Chrome
SGRID360-225	Black Nickel
SGRID360-232	Antique Brass
SGRID360-239	Satin Brass
SGRID360-246	Matt Black
SGRID360-477	Dark Bronze







SGRID360-212



SGRID360-219




SGRID360-226



SGRID360-233




SGRID360-240



SGRID360-247

Code	Description
SGRID360-212	Satin Chrome
SGRID360-219	Polished Chrome
SGRID360-226	Black Nickel
SGRID360-233	Antique Brass
SGRID360-240	Satin Brass
SGRID360-247	Matt Black
SGRID360-478	Dark Bronze

- Plates match the Selectric **5M** range
- 4 Aperture
- Compliant with BS 5733
- For use with **GRID360** modules only




SGRID360-478





SGRID360-213



SGRID360-220




SGRID360-227



SGRID360-234



SGRID360-241



SGRID360-248




SGRID360-479


- Plates match the Selectric **5M** range
- 6 Aperture
- Compliant with BS 5733
- For use with **GRID360** modules only

Code	Description
SGRID360-213	Satin Chrome
SGRID360-220	Polished Chrome
SGRID360-227	Black Nickel
SGRID360-234	Antique Brass
SGRID360-241	Satin Brass
SGRID360-248	Matt Black
SGRID360-479	Dark Bronze







SGRID360-214




SGRID360-221




SGRID360-228



SGRID360-235




SGRID360-242



SGRID360-249


Code	Description
SGRID360-214	Satin Chrome
SGRID360-221	Polished Chrome
SGRID360-228	Black Nickel
SGRID360-235	Antique Brass
SGRID360-242	Satin Brass
SGRID360-249	Matt Black
SGRID360-480	Dark Bronze

- Plates match the Selectric 5M range
- 8 Aperture
- Compliant with BS 5733
- For use with GRID360 modules only




SGRID360-480







SGRID360-215




SGRID360-222




SGRID360-229




SGRID360-236



SGRID360-243



SGRID360-250



SGRID360-481

- Plates match the Selectric **5M** rang
- 12 Aperture
- Compliant with BS 5733
- For use with **GRID360** modules only

Code	Description
SGRID360-215	Satin Chrome
SGRID360-222	Polished Chrome
SGRID360-229	Black Nickel
SGRID360-236	Antique Brass
SGRID360-243	Satin Brass
SGRID360-250	Matt Black
SGRID360-481	Dark Bronze

GRID360 Plates - 5M-PLUS 1 Aperture



SGRID360-251

SGRID360-427

SGRID360-420

SGRID360-265

SGRID360-482

Code	Description
SGRID360-251	Satin Chrome
SGRID360-427	Antique Brass
SGRID360-420	Matt Black
SGRID360-265	Matt White
SGRID360-482	Dark Bronze

- Plates match the Selectric **5M-PLUS** range
- Screwless plate
- 1 Aperture
- Compliant with BS 5733
- For use with **GRID360** modules only



GRID360 Plates - 5M-PLUS 2 Aperture



SGRID360-252

SGRID360-428

SGRID360-421


SGRID360-266

SGRID360-483


Code	Description
SGRID360-252	Satin Chrome
SGRID360-428	Antique Brass
SGRID360-421	Matt Black
SGRID360-266	Matt White
SGRID360-483	Dark Bronze

- Plates match the Selectric **5M-PLUS** range
- Screwless plate
- 2 Aperture
- Compliant with BS 5733
- For use with **GRID360** modules only


GRID360 Plates - 5M-PLUS 3 Aperture



SGRID360-253




SGRID360-429



SGRID360-422



SGRID360-267




SGRID360-484


- Plates match the Selectric **5M-PLUS** range
- Screwless plate
- 3 Aperture
- Compliant with BS 5733
- For use with **GRID360** modules only

Code	Description
SGRID360-253	Satin Chrome
SGRID360-429	Antique Brass
SGRID360-422	Matt Black
SGRID360-267	Matt White
SGRID360-484	Dark Bronze


GRID360 Plates - 5M-PLUS 4 Aperture



SGRID360-254




SGRID360-430



SGRID360-423



SGRID360-268




SGRID360-485


- Plates match the Selectric **5M-PLUS** range
- Screwless plate
- 4 Aperture
- Compliant with BS 5733
- For use with **GRID360** modules only

Code	Description
SGRID360-254	Satin Chrome
SGRID360-430	Antique Brass
SGRID360-423	Matt Black
SGRID360-268	Matt White
SGRID360-485	Dark Bronze

GRID360 Modular Plates & Modules




SGRID360-255




SGRID360-431



SGRID360-424



SGRID360-269




SGRID360-486


Code	Description
SGRID360-255	Satin Chrome
SGRID360-431	Antique Brass
SGRID360-424	Matt Black
SGRID360-269	Matt White
SGRID360-486	Dark Bronze

- Plates match the Selectric **5M-PLUS** range
- Screwless plate
- 6 Aperture
- Compliant with BS 5733
- For use with **GRID360** modules only





SGRID360-256




SGRID360-432



SGRID360-425



SGRID360-270




SGRID360-487


- Plates match the Selectric **5M-PLUS** range
- Screwless plate
- 8 Aperture
- Compliant with BS 5733
- For use with **GRID360** modules only

Code	Description
SGRID360-256	Satin Chrome
SGRID360-432	Antique Brass
SGRID360-425	Matt Black
SGRID360-270	Matt White
SGRID360-487	Dark Bronze






SGRID360-257




SGRID360-433



SGRID360-426



SGRID360-271



SGRID360-488

Code	Description
SGRID360-257	Satin Chrome
SGRID360-433	Antique Brass
SGRID360-426	Matt Black
SGRID360-271	Matt White
SGRID360-488	Dark Bronze

- Plates match the Selectric **5M-PLUS** range
- Screwless plate
- 12 Aperture
- Compliant with BS 5733
- For use with **GRID360** modules only





SGRID360-181



SGRID360-188



SGRID360-195



SGRID360-202

- Plates match the Selectric **7M-PRO** range
- 1 Aperture
- Compliant with BS 5733
- For use with **GRID360** modules only

Code	Description
SGRID360-181	Satin Chrome
SGRID360-188	Polished Chrome
SGRID360-195	Black Nickel
SGRID360-202	Antique Brass



GRID360 Plates - 7M-PRO 2 Aperture



SGRID360-182



SGRID360-189



SGRID360-196



SGRID360-203

- Plates match the Selectric **7M-PRO** range
- 2 Aperture
- Compliant with BS 5733
- For use with **GRID360** modules only

Code	Description
SGRID360-182	Satin Chrome
SGRID360-189	Polished Chrome
SGRID360-196	Black Nickel
SGRID360-203	Antique Brass

GRID360 Plates - 7M-PRO 3 Aperture



SGRID360-183



SGRID360-190




SGRID360-197

Code	Description
SGRID360-183	Satin Chrome
SGRID360-190	Polished Chrome
SGRID360-197	Black Nickel
SGRID360-204	Antique Brass


- Plates match the Selectric **7M-PRO** range
- 3 Aperture
- Compliant with BS 5733
- For use with **GRID360** modules only



SGRID360-204




GRID360 Plates - 7M-PRO 4 Aperture



SGRID360-184



SGRID360-191



SGRID360-198

Code	Description
SGRID360-184	Satin Chrome
SGRID360-191	Polished Chrome
SGRID360-198	Black Nickel
SGRID360-205	Antique Brass

- Plates match the Selectric **7M-PRO** range
- 4 Aperture
- Compliant with BS 5733
- For use with **GRID360** modules only




SGRID360-205

GRID360 Plates - 7M-PRO 6 Aperture




SGRID360-185



SGRID360-192



SGRID360-199




SGRID360-206


- Plates match the Selectric **7M-PRO** range
- 6 Aperture
- Compliant with BS 5733
- For use with **GRID360** modules only

Code	Description
SGRID360-185	Satin Chrome
SGRID360-192	Polished Chrome
SGRID360-199	Black Nickel
SGRID360-206	Antique Brass


GRID360 Plates - 7M-PRO 8 Aperture




SGRID360-186



SGRID360-193




SGRID360-200




SGRID360-207

- Plates match the Selectric **7M-PRO** range
- 8 Aperture
- Compliant with BS 5733
- For use with **GRID360** modules only


Code	Description
SGRID360-186	Satin Chrome
SGRID360-193	Polished Chrome
SGRID360-200	Black Nickel
SGRID360-207	Antique Brass



SGRID360-187




SGRID360-194



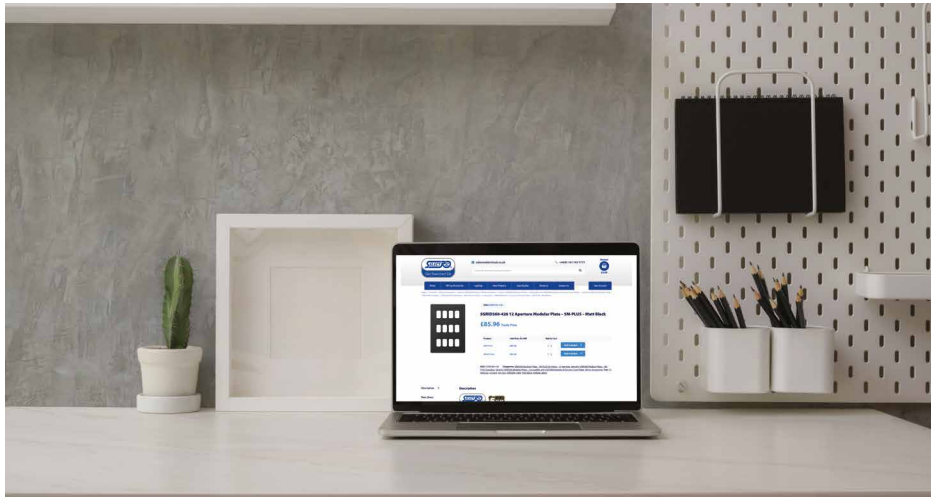
SGRID360-201


Code	Description
SGRID360-187	Satin Chrome
SGRID360-194	Polished Chrome
SGRID360-201	Black Nickel
SGRID360-208	Antique Brass

- Plates match the Selectric **7M-PRO** range
- 12 Aperture
- Compliant with BS 5733
- For use with **GRID360** modules only



SGRID360-208





SGRID360-272



SGRID360-273

- Compliant with BS 4662 & BS EN 60670-1
- **Dimensions:**
6 / 8 aperture: 137 x 137mm
12 aperture: 137 x 198mm

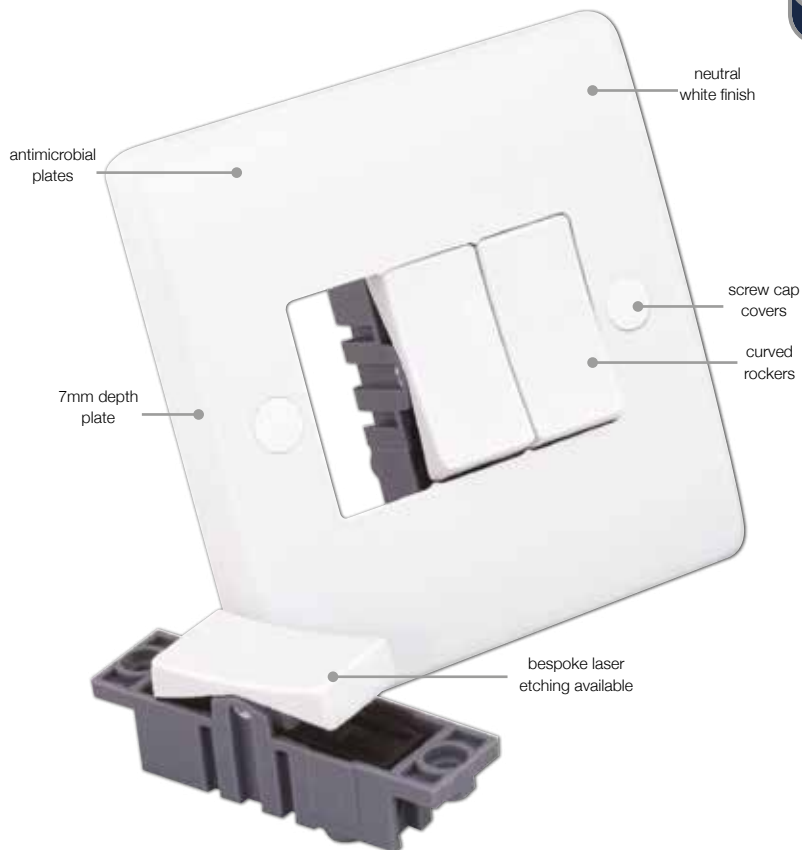
Code	Description
SGRID360-272	48mm Deep for 6 / 8 Aperture Plates
SGRID360-273	48mm Deep for 12 Aperture Plates





Smooth Edged White Moulded Wiring Accessories

Product	Page	Product	Page
Smooth Modular Modules	72	13A Specialised Socket Outlets	83
Smooth Modular Plates	73	13A Blue Medical Socket Outlets	84
Smooth Modular Plates (Red)	73	13A USB Socket Outlets	85
10A Plate Switches	74	Lockable Accessories	86
10A Wide Rocker Switches	75	Round Pin Socket Outlets	86
10A Architrave Switches	75	13A Fused Connection Units	87
LED Dimmers	76	3A Red Fused Connection Units	87
LED Dimmer Module	76	45A Cooker Units	88
Dummy Dimmer Modules	77	Cable Outlets / Connectors	89
Empty Dimmer Plates	77	Spacers	89
20A DP Switches	78	Surface Pattress / Architrave Boxes	90
45A DP Switches	79	Red Surface Pattress Boxes	91
13A Socket Outlets	80-81	Shaver Supply Unit	92
13A Socket Outlets with Outboard Rockers	81	TV/FM & Satellite Sockets	92
13A Locating Socket Outlets	82	Communication / Data Sockets	93
13A Red Socket Outlets	82	Blanking Plates	93



The smooth and stylish soft edges and curved rockers of the Selectric Smooth range along with the screwcap covers allow this range to effortlessly blend into any environment.

Our Smooth, Square and Part M are antimicrobial certified meaning they inhibit the growth of infectious diseases. These ranges have been made using urea formaldehyde which is proven to impede the growth of Staph, E.-Coli, Salmonella and Pneumonia.

- Neutral white finish to compliment most interiors.
- Curved rockers for a tactile finish.
- Screw cap covers for a neater plate finish.
- ASTA approval on many items in the Smooth range.
- Up to 30 years guarantee.
- Smooth products are also available in the GRID360 range and the Euro Media range offering thousands of possible switch combinations.



Smooth products also available in the GRID360 & Euro Media range





SSLM-501



SSLM-507



SSLM-KEY



SSLM-KEY-2



SSLM-EMG



SSLM-544



LG-METALKEY

Code	Description
SSLM-501	10 Amp 2 Way Switch - X-Rated
SSLM-507	10 Amp Intermediate Switch - X-Rated
SSLM-KEY	Key Switch DP 1 Way - X-Rated
SSLM-KEY-2	Key Switch 2 Way - X-Rated
SSLM-EMG	Key Switch SP 2 Way - X-Rated Marked "EMG LTG TEST"
SSLM-544	1 Gang Blanking Plate
LG-METALKEY	Spare Key for Key Switches


- 10 Amp plate switch modules are interchangeable with any 10A plate product within the **Smooth** range excluding SSL508





- Antimicrobial certified
- Screw cap covers included
- **Dimensions:**
 - 1 Gang: 86 x 86mm
 - 2 Gang: 146 x 86mm
 - 1 Gang Architrave: 32 x 86mm
 - 2 Gang Architrave: 32 x 146mm

Code	Description
SSLM-1G	1 Gang Plate - 1 Gang Aperture
SSLM-2G	1 Gang Plate - 2 Gang Aperture
SSLM-3G	1 Gang Plate - 3 Gang Aperture
SSLM-4G	2 Gang Plate - 4 Gang Aperture (2 + 2)
SSLM-6G	2 Gang Plate - 6 Gang Aperture (3 + 3)
SSLM-8G	1 Gang Architrave Plate - 1 Gang Aperture
SSLM-9G	2 Gang Architrave Plate - 2 Gang Aperture



- Antimicrobial certified
- Screw cap covers included
- **Dimensions:**
 - 1 Gang: 86 x 86mm
 - 2 Gang: 146 x 86mm

Code	Description
SSLMR-1G	1 Gang Plate - 1 Gang Aperture
SSLMR-2G	1 Gang Plate - 2 Gang Aperture
SSLMR-3G	1 Gang Plate - 3 Gang Aperture



SSL500



SSL501



SSL502



SSL503



SSL577



SSL504



SSL505



SSL506











SSL507



SSL508




SSL578

Code	Description
SSL500	1 Gang 1 Way - X-Rated 
SSL501	1 Gang 2 Way - X-Rated 
SSL502	2 Gang 2 Way - X-Rated 
SSL503	3 Gang 2 Way - X-Rated 
SSL577	4 Gang 2 Way - X-Rated (1 Gang plate)
SSL504	4 Gang 2 Way - X-Rated 
SSL505	6 Gang 2 Way - X-Rated
SSL506	1 Gang Push Switch "PRESS" - X-Rated 
SSL507	1 Gang Intermediate - X-Rated 
SSL508	3 Pole Fan Isolator - X-Rated 
SSL578	3 Pole Fan Isolator with 13A Fuse


- Antimicrobial certified
- Screw cap covers included
- **Dimensions:**
 - 1 Gang: 86 x 86mm
 - 2 Gang: 146 x 86mm



SSL600



SSL601



SSL602

- Antimicrobial certified
- Switches click out of place to access screw holes
- **Dimensions:**
1 Gang: 86 x 86mm

Code	Description
SSL600	1 Gang 2 Way - X-Rated
SSL601	2 Gang 2 Way - X-Rated
SSL602	3 Gang 2 Way - X-Rated



10A Plate Switches - Architrave



SSL570




SSL571




SSL572

- Antimicrobial certified
- Screw cap covers included
- **Dimensions:**
1 Gang Architrave: 32 x 86mm
2 Gang Architrave: 32 x 146mm

Code	Description
SSL570	1 Gang 2 Way Architrave Switch
SSL571	2 Gang 2 Way Architrave Switch
SSL572	1 Gang Push Architrave Switch "PRESS" - X-Rated



SSL595



SSL596



SSL597



SSL598

Code	Description
SSL595	1 Gang 2 Way
SSL596	2 Gang 2 Way
SSL597	3 Gang 2 Way
SSL598	4 Gang 2 Way

- Antimicrobial certified
- Screw cap covers included
- **Dimensions:**
 - 1 Gang: 86 x 86mm
 - 2 Gang: 146 x 86mm

LED Dimmer Module - 5-100W (Suitable for Leading & Trailing Edge LED Lamps)



SL-100D



SL-100D
(front)




SL-100D
(side)



SL-100D
(back)

Code	Description
SL-100D	5-100W LED Module

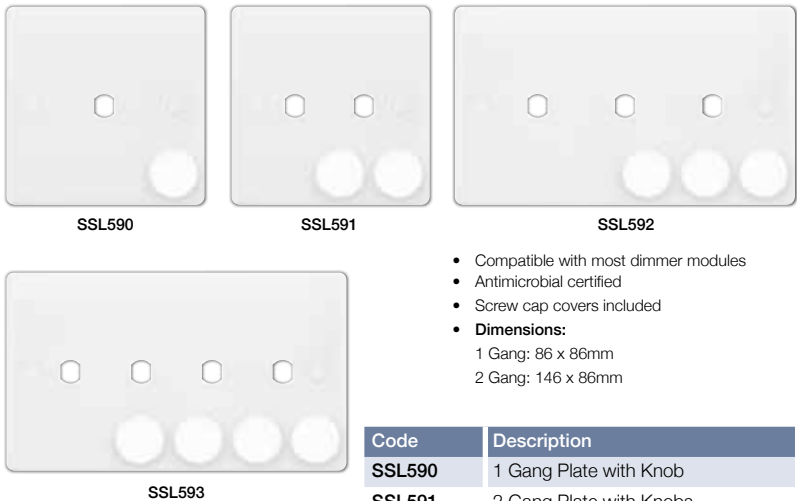
- Suitable for use with up to 100W dimmable LED lamps and 150W incandescent and halogen lamps
- The latest technology ensures there is no flickering at the maximum level
- Fits most empty dimmer plates
- Minimum back box size of 25mm
- Not compatible with the GRID360 range
- **Dimensions:**
 - 23mm wide x 54mm tall x 23mm depth (excl. knob)



- Fits most empty dimmer plates
- Minimum back box size of 25mm
- Also compatible with the GRID360 range
- **Dimensions:**
 SL-200DD: 23mm wide x 54mm tall x 23mm depth (excl. knob)
 SL-300DD: 23mm wide x 58mm tall x 23mm depth (excl. knob)

Code	Description
SL-200DD	6A Dummy Dimmer Module - 2 Way
SL-300DD	6A Intermediate Dummy Dimmer Module - 3 Way

Empty Dimmer Plates



- Compatible with most dimmer modules
- Antimicrobial certified
- Screw cap covers included
- **Dimensions:**
 1 Gang: 86 x 86mm
 2 Gang: 146 x 86mm

Code	Description
SSL590	1 Gang Plate with Knob
SSL591	2 Gang Plate with Knobs
SSL592	3 Gang Plate with Knobs
SSL593	4 Gang Plate with Knobs



SSL515







SSL515/F



SSL516




SSL516/W

Code	Description
SSL515	20A DP Switch 
SSL515/F	20A DP Switch with Flex 
SSL516	20A DP Switch with Neon 
SSL516/W	20A DP Switch with Neon "Water Heater" 

- Antimicrobial certified
- Screw cap covers included
- Compliant with BS EN 60669-1
- **Dimensions:**
1 Gang: 86 x 86mm





SSL565



SSL567



SSL517



SSL566



SSL568



SSL518

- Antimicrobial certified
- Screw cap covers included
- Compliant with BS EN 60669-1
- **Dimensions:**
 - 1 Gang: 86 x 86mm
 - 2 Gang: 146 x 86mm

Code	Description
SSL565	1 Gang White Rocker
SSL567	1 Gang with Neon White Rocker
SSL517	1 Gang with Neon Red Rocker
SSL566	2 Gang White Rocker
SSL568	2 Gang with Neon White Rocker
SSL518	2 Gang with Neon Red Rocker





SSL519



SSL652



SSL520



SSL521



SSL522



SSL653



SSL654



SSL655



SSL656







SSL523-1



SSL523



SSL524

Code	Description
SSL519	1 Gang Unswitched
SSL652	1 Gang Unswitched with 2 Earth Terminals
SSL520	2 Gang Unswitched with 2 Earth Terminals
SSL521	1 Gang Switched SP 
SSL522	1 Gang Switched DP 
SSL653	1 Gang Switched DP with Safety Shutter
SSL654	1 Gang Switched DP with Safety Shutter & 2 Earth Terminals
SSL655	1 Gang Switched DP with 2 Earth Terminals
SSL656	1 Gang Switched DP with Neon & Safety Shutter
SSL523-1	2 Gang Switched SP 
SSL523	2 Gang Switched SP with 2 Earth Terminals 
SSL524	2 Gang Switched DP with 2 Earth Terminals 

- Antimicrobial certified
- Screw cap covers included
- Compliant with BS 1363-2
- **Dimensions:**
 - 1 Gang: 86 x 86mm
 - 2 Gang: 146 x 86mm



SSL674



SSL675

- Antimicrobial certified
- Screw cap covers included
- Compliant with BS 1363-2
- **Dimensions:**
2 Gang: 146 x 86mm

Code	Description
SSL674	2 Gang Switched DP with 2 Earth Terminals & Safety Shutter
SSL675	2 Gang Switched DP with Clean Earth
SSL658	2 Gang Switched DP with Clean Earth & Safety Shutter

13A Socket Outlets with Outboard Rockers



SSL610



SSL659



SSL681



SSL660

- Antimicrobial certified
- Screw cap covers included
- Compliant with BS 1363-2
- **Dimensions:**
2 Gang: 146 x 86mm

Code	Description
SSL610	2 Gang Switched DP with Outboard Rockers & 2 Earth Terminals
SSL659	2 Gang Switched DP with Outboard Rockers, Neons & 2 Earth Terminals
SSL681	2 Gang Switched DP with Outboard Rockers, 2 Earth Terminals & Safety Shutter
SSL660	2 Gang Switched DP with Outboard Rockers, Neons, 2 Earth Terminals & Safety Shutter

13A Locating Socket Outlets



SSL639



SSL640

- Antimicrobial certified
- Screw cap covers included
- Contoured front plate is helpful for people with poor hand eye co-ordination or impaired vision
- Compliant with BS 1363-2
- **Dimensions:**
 - 1 Gang: 86 x 86mm
 - 2 Gang: 146 x 86mm

Code	Description
SSL639	1 Gang Switched DP Locating with 1 Earth Terminal
SSL640	2 Gang Switched DP Locating with 2 Earth Terminals



13A Red Socket Outlets



SSL643



SSL644



SSL645




SSL646



SSL647

Code	Description
SSL643	2 Gang Unswitched with 2 Earth Terminals
SSL644	1 Gang Switched DP with 2 Earth Terminals & Safety Shutter
SSL645	1 Gang Switched DP with Neon, 2 Earth Terminals & Safety Shutter
SSL646	2 Gang Switched DP with 2 Earth Terminals
SSL647	2 Gang Switched DP with Clean Earth


- Antimicrobial certified
- Screw cap covers included
- Red front plate is helpful for people with poor hand eye co-ordination or impaired vision
- Compliant with BS 1363-2
- **Dimensions:**
 - 1 Gang: 86 x 86mm
 - 2 Gang: 146 x 86mm




SSL661




SSL662



SSL663



SSL664



SSL665

- Antimicrobial certified
- Screw cap covers included
- Coloured rockers provide users with a colour option for supply being switched
- Compliant with BS 1363-2
- **Dimensions:**
 - 1 Gang: 86 x 86mm
 - 2 Gang: 146 x 86mm

Code	Description
SSL661	1 Gang Switched DP with Red Rocker & Twin Earth
SSL662	1 Gang Switched DP with Green Rocker & Twin Earth
SSL663	2 Gang Switched DP with Red Rockers & Twin Earth
SSL664	2 Gang Switched DP with Red Outboard Rockers & Twin Earth
SSL665	2 Gang Switched DP with Green Outboard Rockers & Twin Earth





SSL666



SSL667



SSL668



SSL669

- Antimicrobial certified
- Screw cap covers included
- Ensures medical equipment is plugged into isolated power supply sockets
- Compliant with BS 1363-2
- **Dimensions:**
 - 1 Gang: 86 x 86mm
 - 2 Gang: 146 x 86mm

Code	Description
SSL666	1 Gang Unswitched with Twin Earth
SSL667	1 Gang Switched DP with Twin Earth
SSL668	2 Gang Unswitched with Clean Earth
SSL669	2 Gang Switched DP with Clean Earth





SSL579



SSL580



SSL688




SSL581



SSL584



SSL670



SSL671

- Antimicrobial certified
- Screw cap covers included
- Compliant with BS 1363-2, BS 5733 & BS EN 60950-1
- **Dimensions:**
1 Gang: 86 x 86mm
2 Gang: 146 x 86mm

Code	Description
SSL579	1 Gang Switched with 1 x USB Type A Port (2.1A)
SSL580	1 Gang Switched with 2 x USB Type A Ports (1A / 1A)
SSL688	1 Gang Switched with 1 x USB Type A & 1 x USB Type C (2.4A / 3A)
SSL581	2 Gang Switched with 2 x USB Type A Ports (2.1A / 1A)
SSL584	2 Gang Switched with 1 x USB Type A & 1 x USB Type C (2.4A / 3A)
SSL670	2 Gang Switched SP with Outboard Rockers, 2 Earth Terminals, 1 x USB Type A & 1 x USB Type C Ports (2.4A / 3A)
SSL671	2 Gang Switched SP with Outboard Rockers, 2 Earth Terminals & 2 x USBs Type C Ports (3A / 3A)



SSL607




SSL606

- Antimicrobial certified
- Screw cap covers included
- 2 Keys provided with each plate
- **Dimensions:**
 - 1 Gang: 86 x 86mm
 - 2 Gang: 146 x 86mm

Code	Description
SSL607	20A 1 Gang DP Key Operated Switch
SSL606	13A 1 Gang DP Key Operated Socket with Neon (2 Gang Plate)



Round Pin Socket Outlets - with Shutters




SSL527




SSL528

- Antimicrobial certified
- Screw cap covers included
- Compliant with BS 546
- **Dimensions:**
 - 1 Gang: 86 x 86mm

Code	Description
SSL527	2A 3 Pin
SSL528	5A 3 Pin



SSL529



SSL529/N



SSL529/F



SSL530



SSL530/F



SSL582



SSL531



SSL532

- Antimicrobial certified
- Screw cap covers included
- Compliant with BS 1363-4
- **Dimensions:**
1 Gang: 86 x 86mm

Code	Description
SSL529	13A Unswitched
SSL529/N	13A Unswitched with Neon
SSL529/F	13A Unswitched with Front Flex Outlet
SSL530	13A DP Switched
SSL530/F	13A DP Switched with Front Flex Outlet
SSL582	13A DP Switched with Bottom Flex Outlet
SSL531	13A DP Switched with Neon
SSL532	13A DP Switched with Neon & Front Flex Outlet

3A Red Fused Connection Units




SSL648



SSL649

- Antimicrobial certified
- Screw cap covers included
- Compliant with BS 1363-4
- **Dimensions:**
1 Gang: 86 x 86mm

Code	Description
SSL648	3A Unswitched
SSL649	3A DP Switched



SSL569



SSL564



SSL533

- Compliant with BS 4177 & BS 1363-2
- Antimicrobial certified
- Screw cap covers included
- **Dimensions:**
2 Gang: 146 x 86mm

Code	Description
SSL569	with 13A Switched Socket - White Rockers
SSL564	with 13A Switched Socket - Red Rockers
SSL533	with 13A Switched Socket & Neons - Red Rockers





SSL546



SSL547



SSL548

SSL548
(back)

- Antimicrobial certified
- Screw cap covers included
- Compliant with BS 5733
- **Dimensions:**
1 Gang: 86 x 86mm

Code	Description
SSL546	20A with Centre / Side Entry Outlet
SSL547	25A with Optional Cable Outlet
SSL548	45A with Optional Cable Entry & Cable Clamp

Spacers - For use with Smooth plates

- Enables more room for cables behind face plate
- Spacers have a 10mm depth
- Compliant with BS 5733
- **Dimensions:**
1 Gang: 86 x 86mm
2 Gang: 146 x 86mm



LG860



LG865

Code	Description
LG860	1 Gang Spacer
LG865	2 Gang Spacer





SSL573



SSL550



SSL551



SSL552



SSL574



SSL553



SSL554



SSL555



SSL556



SSL557



SSL575



SSL576

Code	Description
SSL550	1 Gang 16mm Deep with Earth
SSL551	1 Gang 25mm Deep
SSL573	1 Gang Architrave 16mm Deep with Earth
SSL574	2 Gang Architrave 16mm Deep with Earth
SSL552	2 Gang 25mm Deep
SSL553	1 Gang 35mm Deep
SSL554	2 Gang 35mm Deep
SSL555	1 Gang 47mm Deep with Earth
SSL556	2 Gang 47mm Deep
SSL557	2 Gang 25mm Deep (Dual, 2 x 1 Gang)
SSL575	ABS 1 Gang 30mm Deep
SSL576	ABS 2 Gang 30mm Deep

- Compliant with BS 5733
- **Dimensions:**
 - 1 Gang: 86 x 86mm
 - 2 Gang: 146 x 86mm
 - 2 Gang Dual: 172 x 86mm
 - 1 Gang Architrave: 32x 86mm
 - 2 Gang Architrave: 32 x 146mm



SSL650



SSL651

- Compliant with BS 5733
- **Dimensions:**
 - 1 Gang: 86 x 86mm
 - 2 Gang: 146 x 86mm

Code	Description
SSL650	1 Gang 25mm Deep
SSL651	2 Gang 25mm Deep





SSL549



SSL549
(back)

- 115V & 230V Output
- 220V – 240V – 50Hz Input
- Compliant with EN 55014-1 & EN 55014-2, EN 61000-3-2 & EN 61000-3-3
- Antimicrobial certified
- Screw cap covers included
- **Dimensions:**
2 Gang: 86 x 146mm

Code	Description
SSL549	Dual Voltage - 220V-240V 50Hz input - 115V-230V output



TV/FM & Satellite Sockets



SSL535



SSL536



SSL537



SSL534



SSL538



SSL538
(back)



SSL539

Code	Description
SSL535	1 Gang TV
SSL536	2 Gang TV/FM
SSL537	1 Gang Satellite
SSL534	2 Gang Satellite
SSL538	1 Gang Satellite, 1 Gang TV/FM
SSL539	1 Gang Satellite, 2 Gang TV/FM

- Antimicrobial certified
- Screw cap covers included
- Suitable for use with VHF/UHF & Cable TV signals
- Compliant with BS 3041-7
- **Dimensions:**
1 Gang: 86 x 86mm



SSL540



SSL541



SSL542



SSL543

- Antimicrobial certified
- Screw cap covers included
- Compliant with BS 6312-2-2 & BS EN 50173-1
- **Dimensions:**
 - 1 Gang: 86 x 86mm

Code	Description
SSL540	1 Gang Master
SSL541	1 Gang Secondary
SSL542	1 Gang RJ45 (Computer/Data)
SSL543	2 Gang RJ45 (Computer/Data)




Blanking Plates



- Antimicrobial certified
- Screw cap covers included
- **Dimensions:**
 - 1 Gang: 86 x 86mm
 - 2 Gang: 146 x 86mm




SSL544



SSL545

Code	Description
SSL544	1 Gang
SSL545	2 Gang



Square Edged White Moulded Wiring Accessories

Product	Page	Product	Page
Square Modules	96	Surface Pattress / Architrave Boxes	111
Square Plates	96	Flush Galvanised Steel Boxes	112
10A Plate Switches	97	Fire Rated Galvanised Steel Boxes	112
10A Architrave Switches	98	Dry Lining Boxes	113
LED Dimmers	99	Shaver Supply Unit	114
LED Dimmer Module	100	TV/FM & Satellite Sockets	114
Dummy Dimmer Modules	100	Communication / Data Sockets	115
Empty Dimmer Plates	101	Blanking Plates	115
20A DP Switches	102	Junction Boxes	116-117
45A DP Switches	103	Link Boxes	118
13A Socket Outlets	104	Ceiling Switches	118
13A Socket Outlet with Outboard Rockers	105	Decorative Pull Cord Switches	119
13A RCD Socket Outlets	105	Pendant Sets & Ceiling Roses	120
13A USB Socket Outlets	106	Batten Lampholders	121
13A Converter Sockets	107	Pendant Lampholders	121
Round Pin Socket Outlets	107	Decorative Contemporary Pendant Sets	122
3A & 13A Fused Connection Units	108	Decorative Vintage Pendant Sets	123
13A RCD Fused Connection Unit	108	Plugs	124
45A Cooker Units	109	Domestic Fuses	125
Cable Outlets / Connectors	110	Consumer Unit Fuses	125
Spacers	110	Universal Connector Box	125



The Selectric Square white moulded range comes with a manufacturer's guarantee of up to 25 years, providing assurance of their quality and durability. Additionally, the 10A switch modules can be easily interchanged with any plate product in the Square range, allowing for flexibility and convenience in customizing the desired functionality.

Our Smooth, Square and Part M are antimicrobial certified meaning they inhibit the growth of infectious diseases. These ranges have been made using urea formaldehyde which is proven to impede the growth of Staph, E.-Coli, Salmonella and Pneumonia.

- Neutral white finish to compliment most interiors.
- Square edged rockers.
- 11mm depth plate across the range.
- ASTA approval on many items in the Square range.
- Up to 25 years guarantee.
- Square products are also available in the GRID360 range and the Euro Media range offering thousands of possible switch combinations.



Intertek

Square products also available in the GRID360 & Euro Media range



Square Modules - for use with Square Plates



M-201-2



M-206



M-KEY



M-KEY-2



M-EMG



M-544



LG-METALKEY

Code	Description
M-201-2	10 Amp 2 Way Switch - X-Rated
M-206	10 Amp Intermediate Switch - X-Rated
M-KEY	Key Switch DP 1 Way - X-Rated
M-KEY-2	Key Switch 2 Way - X-Rated
M-EMG	Key Switch SP 2 Way - X-Rated Marked "EMG LTG TEST"
M-544	1 Gang Blanking Plate
LG-METALKEY	Spare Key for Key Switches

- 10 Amp plate switch modules are interchangeable with any 10A plate product within the **Square** range excluding LG208



Square Plates - for use with Square Modules



M-1G



M-2G



M-3G



M-8G



M-9G



M-4G



M-6G

Code	Description
M-1G	1 Gang Plate - 1 Gang Aperture
M-2G	1 Gang Plate - 2 Gang Aperture
M-3G	1 Gang Plate - 3 Gang Aperture
M-4G	2 Gang Plate - 4 Gang Aperture (2 + 2)
M-6G	2 Gang Plate - 6 Gang Aperture (3 + 3)
M-8G	1 Gang Architrave Plate - 1 Gang Aperture
M-9G	2 Gang Architrave Plate - 2 Gang Aperture


- Antimicrobial certified
- Dimensions:**
 - 1 Gang: 86 x 86mm
 - 2 Gang: 146 x 86mm
 - 1 Gang Architrave: 32 x 86mm
 - 2 Gang Architrave: 32 x 146mm




LG201



LG201-2




LG202



LG203



LG210



LG204




LG207



LG205




LG205P



LG206



LG208













LGKEY



LG-METALKEY

- Antimicrobial certified
- **Dimensions:**
1 Gang: 86 x 86mm
2 Gang: 146 x 86mm

Code	Description
LG201	1 Gang 1 Way - X-Rated 
LG201-2	1 Gang 2 Way - X-Rated 
LG202	2 Gang 2 Way - X-Rated 
LG203	3 Gang 2 Way - X-Rated 
LG210	4 Gang 2 Way - X-Rated (1 Gang Plate)
LG204	4 Gang 2 Way - X-Rated 
LG207	6 Gang 2 Way - X-Rated 
LG205	1 Gang Push Switch Blank - X-Rated 
LG205P	1 Gang Push Switch "PRESS" - X-Rated 
LG206	1 Gang Intermediate - X-Rated 
LG208	3 Pole Fan Isolator - X-Rated 
LGKEY	Key Switch
LG-METALKEY	Spare Key for Key Switches



LG201-2ARC



LG202ARC

Code	Description
LG201-2ARC	1 Gang 2 Way - X-Rated
LG202ARC	2 Gang 2 Way - X-Rated

- Antimicrobial certified
- **Dimensions:**
 - 1 Gang Architrave: 32 x 86mm
 - 2 Gang Architrave: 32 x 146mm





LG264



LG265



LG266



LG267

- Suitable for use with both leading and trailing edge LED lamps
- The latest technology ensures there is no flickering at the maximum level.
- **Dimensions:**
 - 1 Gang: 86 x 86mm
 - 2 Gang: 146 x 86mm

Code	Description
LG264	1 Gang 2 Way
LG265	2 Gang 2 Way
LG266	3 Gang 2 Way
LG267	4 Gang 2 Way



LED Dimmer Module - 5-100W (Suitable for Leading & Trailing Edge LED Lamps)



SL-100D



SL-100D
(front)



SL-100D
(side)



SL-100D
(back)

Code	Description
SL-100D	5-100W LED Module

- Suitable for use with up to 100W dimmable LED lamps and 150W incandescent and halogen lamps
- The latest technology ensures there is no flickering at the maximum level
- Fits most empty dimmer plates
- Minimum back box size of 25mm
- Not compatible with the GRID360 range
- **Dimensions:**
23mm wide x 54mm tall x 23mm depth (excl. knob)

Dummy Dimmer Modules



SL-200DD



SL-200DD
(front)



SL-200DD
(side)



SL-300DD



SL-300DD
(front)




SL-300DD
(side)

Code	Description
SL-200DD	6A Dummy Dimmer Module - 2 Way
SL-300DD	6A Intermediate Dummy Dimmer Module - 3 Way

- Fits most empty dimmer plates
- Minimum back box size of 25mm
- Also compatible with the GRID360 range
- **Dimensions:**
SL-200DD: 23mm wide x 54mm tall x 23mm depth (excl. knob)
SL-300DD: 23mm wide x 58mm tall x 23mm depth (excl. knob)




LG230



LG231



LG232



LG233

- Compatible with most dimmer modules
- Antimicrobial certified
- **Dimensions:**
 - 1 Gang: 86 x 86mm
 - 2 Gang: 146 x 86mm

Code	Description
LG230	1 Gang Plate with Knob
LG231	2 Gang Plate with Knobs
LG232	3 Gang Plate with Knobs
LG233	4 Gang Plate with Knobs





LG220



LG220/W



LG220/F







LG220N



LG220N/W



LG220N/F

Code	Description
LG220	20A DP Switch 
LG220/W	20A DP Switch "Water Heater" 
LG220/F	20A DP Switch with Flex
LG220N	20A DP Switch with Neon 
LG220N/W	20A DP Switch with Neon "Water Heater" 
LG220N/F	20A DP Switch with Neon & Flex

- Antimicrobial certified
- Compliant with BS EN 60669-1
- **Dimensions:**
1 Gang: 86 x 86mm





LG965



LG963



LG951



LG951N



LG966



LG964



LG952



LG952N

- Antimicrobial certified
- Compliant with BS EN 60669-1
- **Dimensions:**
1 Gang: 86 x 86mm
2 Gang: 146 x 86mm

Code	Description
LG965	1 Gang White Rocker
LG963	1 Gang with Neon White Rocker
LG951	1 Gang Red Rocker
LG951N	1 Gang with Neon Red Rocker
LG966	2 Gang White Rocker
LG964	2 Gang with Neon White Rocker
LG952	2 Gang Red Rocker
LG952N	2 Gang with Neon Red Rocker





LG9143



LG242



LG9142



LG9099




LG9097




LG243


- Antimicrobial certified
- Compliant with BS 1363-2
- **Dimensions:**
1 Gang: 86 x 86mm
2 Gang: 146 x 86mm



LG9098








LG9098-1E



LG9096




LG9096-1E

Code	Description
LG9143	1 Gang Unswitched
LG242	1 Gang Unswitched with 2 Earth Terminals
LG9142	2 Gang Unswitched
LG9099	1 Gang Switched SP 
LG9097	1 Gang Switched DP 
LG243	1 Gang Switched DP with 2 Earth Terminals
LG9098	2 Gang Switched SP with 2 Earth Terminals 
LG9098-1E	2 Gang Switched SP with 2 Earth Terminals
LG9096	2 Gang Switched DP with 2 Earth Terminals 
LG9096-1E	2 Gang Switched DP with 2 Earth Terminals 



LG9096-1E
(back)



LG244

- Antimicrobial certified
- Compliant with BS 1363-2
- **Dimensions:**
2 Gang: 146 x 86mm

Code	Description
LG244	2 Gang Switched DP with Outboard Rockers & 2 Earth Terminals

13A RCD Socket Outlets



LGRCD-1



LGRCD-2

- Compliant with BS 7288:2016 & BS 1363-2:2016+A1:2018
- **Dimensions:**
1 Gang: 86 x 86mm
2 Gang: 146 x 86mm

Code	Description
LGRCD-1	RCD Protected 1 Gang DP Switched Socket (Passive / Latching) Type A
LGRCD-2	RCD Protected 2 Gang DP Switched Socket (Passive / Latching) Type A





SQ-USB-1



SQ-USB-2



SQ-USB-2
(back)



SQ-USB-4



SQ-USB-3



SQ-USB-5




LG245



LG246

Code	Description
SQ-USB-1	1 Gang Switched with 1 x USB Type A Port (2.1A)
SQ-USB-2	1 Gang Switched with 2 x USB Type A Port (1A / 1A)
SQ-USB-4	1 Gang Switched with 1 x USB Type A & 1 x USB Type C (2.4A / 3A)
SQ-USB-3	2 Gang Switched with 2 x USB Type A Ports (2.1A / 1A)
SQ-USB-5	2 Gang Switched with 1 x USB Type A & 1 x USB Type C (2.4A / 3A)
LG245	2 Gang Switched SP with Outboard Rockers, 2 Earth Terminals, 1 x USB Type A & 1 x USB Type C Ports (2.4A / 3A)
LG246	2 Gang Switched SP with Outboard Rockers, 2 Earth Terminals & 2 x USBs Type C Ports (3A / 3A)


- Antimicrobial certified
- Compliant with BS 1363-2, BS 5733 & BS EN 60950-1
- **Dimensions:**
 - 1 Gang: 86 x 86mm
 - 2 Gang: 146 x 86mm



LGBULKCON



LG9098/3CON



LG9098/4CON

- Converts a 1 or 2 gang socket into a 2, 3 or 4 gang socket
- Compliant with BS 1363-2

Code	Description
LGBULKCON	1 to 2 Gang Switched
LG9098/3CON	1 & 2 to 3 Gang Switched
LG9098/4CON	1 & 2 to 4 Gang Switched

Round Pin Socket Outlets - with Shutters



LG9091



LG9092



LG9092
(back)



LG9090

- Antimicrobial certified
- Compliant with BS 546
- **Dimensions:**
1 Gang: 86 x 86mm

Code	Description
LG9091	2A 3 Pin
LG9092	5A 3 Pin
LG9090	15A 3 Pin Switched



LG9228/3



LG9228



LG9228N



LG9228N
(back)



LG9218



LG9218/F









LG9218N



LG9218N/F



LG9218N/F
(back)

Code	Description
LG9228/3	3A Unswitched 
LG9228	13A Unswitched 
LG9228N	13A Unswitched with Neon 
LG9218	13A DP Switched 
LG9218/F	13A DP Switched with Front Flex Outlet
LG9218N	13A DP Switched with Neon 
LG9218N/F	13A DP Switched with Neon & Front Flex Outlet 

- Antimicrobial certified
- Compliant with BS 1363-4
- **Dimensions:**
1 Gang: 86 x 86mm


13A RCD Fused Connection Unit




LGRCD-3

- 30mA trip rating
- Compliant with BS 5733 & BS 7288: 2016
- **Dimensions:**
1 Gang: 86 x 86mm

Code	Description
LGRCD-3	13A Fused RCD Connection Unit (Passive / Latching) Type A




LG968



LG967



LG953



LG953N

- Compliant with BS 4177 & BS 1363-2
- Antimicrobial certified
- **Dimensions:**
2 Gang: 146 x 86mm

Code	Description
LG968	with 13A Switched Socket - White Rockers
LG967	with 13A Switched Socket & Neons - White Rockers
LG953	with 13A Switched Socket - Red Rockers
LG953N	with 13A Switched Socket & Neons - Red Rockers





LG960



LG960
(back)



LG961



LG962

Code	Description
LG960	20A with Centre / Side Entry Outlet
LG961	25A with Optional Cable Outlet
LG962	45A with Optional Cable Entry & Cable Clamp

- Antimicrobial certified
- Compliant with BS 5733
- **Dimensions:**
1 Gang: 86 x 86mm



Spacers - For use with Square plates



LG870



LG878

Code	Description
LG870	1 Gang Spacer
LG878	2 Gang Spacer

- Enables more room for cables behind face plate
- Spacers have a 10mm depth
- Compliant with BS 5733
- **Dimensions:**
1 Gang: 86 x 86mm
2 Gang: 146 x 86mm



LG828-16ARC



LG848-16



LG828-25



LG8288-25



LG8288-16ARC



LG828-32



LG8288-32



LG838-47



LG8388-47



LG838-25

- Compliant with EN60670-1
- **Dimensions:**
 - 1 Gang: 86 x 86mm
 - 2 Gang: 146 x 86mm
 - 2 Gang Dual: 174 x 86mm
 - 1 Gang Architrave: 32 x 86mm
 - 2 Gang Architrave: 32 x 146mm



LG-NY30-1



LG-NY30-2

Code	Description
LG848-16	1 Gang 16mm Deep with Earth
LG828-25	1 Gang 25mm Deep
LG828-16ARC	1 Gang Architrave 16mm Deep with Earth
LG8288-16ARC	2 Gang Architrave 16mm Deep with Earth
LG8288-25	2 Gang 25mm Deep
LG828-32	1 Gang 32mm Deep
LG8288-32	2 Gang 32mm Deep
LG838-47	1 Gang 47mm Deep with Earth
LG8388-47	2 Gang 47mm Deep with Earth & Clamps
LG838-25	2 Gang 25mm Deep (Dual, 2 x 1 Gang)
LG-NY30-1	ABS 1 Gang 30mm Deep
LG-NY30-2	ABS 2 Gang 30mm Deep


Flush Galvanised Steel Boxes



Code	Description
DSL000	1 Gang Architrave, 25mm Deep with Earth
LG-MED-1	2 Gang Euro Media Box, 47mm Deep changed
LG-MED-2	4 Gang Euro Media Box, 47mm Deep with 4 Earths

- With knockouts and Earths
- Compliant with EN60670-1
- **Dimensions:**
1 Gang Architrave: 32 x 72mm

Fire Rated Galvanised Steel Boxes



Code	Description
FRB-1	1 Gang 35mm Deep with Earth
FRB-2	2 Gang 35mm Deep with Earth
FRB-3	1 Gang 47mm Deep with Earth
FRB-4	2 Gang 47mm Deep with Earth
FRB-5	Round 35mm Deep with Earth

- Featuring spring loaded side tabs to allow installation into different depths of plasterboard.
- Intumescent pads expand when subjected to heat. The char produced has low porosity & low thermal conductivity and serves as a protective barrier offering resistance to flame and fire spread.
- Fire tested up to 90 minutes.
- Compliant with EN 60670-1: 2005 + A1: 2013
EN IEC 60670-1: 2021 + A11: 2021
BS 4662: 2006 + A1: 2009
EN 1363-1: 2020
EN 1364-1: 2015
- **Dimensions:**
FRB-1, FRB-3: 82 x 82mm
FRB-2, FRB-4: 142 x 82mm
FRB-5: 90 x 90mm




LG858



LG850



LG858-47



LG859




LG8588



LG851



LG8588-47



LG8599

- Compliant with EN60670-1
- **Dimensions:**
 - 1 Gang: 73 x 73mm
 - Round: 73 x 73mm
 - 2 Gang: 133 x 73mm
 - 2 Gang Dual: 158 x 73mm
 - 3 Gang: 220 x 73mm



LG8699

Code	Description
LG858	1 Gang 35mm Deep
LG850	1 Gang 35mm Deep (suitable for thinner walls & panels from 4mm-27mm)
LG858-47	1 Gang 47mm Deep
LG8588	2 Gang 35mm Deep
LG851	2 Gang 35mm Deep (suitable for thinner walls & panels from 4mm-27mm)
LG859	1 Gang Round 35mm Deep
LG8588-47	2 Gang 47mm Deep
LG8599	2 Gang 35mm Deep (Dual, 2 x 1 Gang)
LG8699	3 Gang 35mm Deep (1 x 1 Gang, 1 x 2 Gang)



LG9870

- Antimicrobial certified
- 115V & 230V Output
- 220V – 240V – 50Hz Input
- Compliant with EN 55014-1 & EN 55014-2, EN 61000-3-2 & EN 61000-3-3
- **Dimensions:**
2 Gang: 86 x 146mm

Code	Description
LG9870	Dual Voltage - 220V-240V 50Hz input - 115V-230V output



TV/FM & Satellite Sockets



LG2162



LG2163



LG2164



LG2165



LGSAT

Code	Description
LG2162	1 Gang TV
LG2163	2 Gang TV/FM
LG2164	1 Gang TV Isolated
LG2165	2 Gang TV/FM Isolated
LGSAT	1 Gang Satellite

- Antimicrobial certified
- Suitable for use with VHF/UHF & Cable TV signals
- Compliant with BS 3041-7
- **Dimensions:**
1 Gang: 86 x 86mm



NLG1514/S



NLG1515/S



NLGRJ45



NLGRJ45/2



NLGRJ45/2
(back)

- Antimicrobial certified
- Compliant with BS 6312-2-2 & BS EN 50173-1
- **Dimensions:**
1 Gang: 86 x 86mm

Code	Description
NLG1514/S	1 Gang Master
NLG1515/S	1 Gang Secondary
NLGRJ45	1 Gang RJ45 (Computer/Data)
NLGRJ45/2	2 Gang RJ45 (Computer/Data)


Blanking Plates



- Antimicrobial certified
- **Dimensions:**
1 Gang: 86 x 86mm
2 Gang: 146 x 86mm



LG9111



LG9112


Code	Description
LG9111	1 Gang
LG9112	2 Gang



LGK825



LGK825B



LGK826



LGK826B



LGK830



LGK830B

Code	Description
LGK825	5A 4 Terminals (4 x 1.5mm), White, 61 x 26mm
LGK825B	5A 4 Terminals (4 x 1.5mm), Brown, 61 x 26mm
LGK826	20A 4 Terminals (4 x 2.5mm), White, 80 x 26mm
LGK826B	20A 4 Terminals (4 x 2.5mm), Brown, 80 x 26mm
LGK826/M	20A 4 Terminals Compact, White, 59 x 22mm
LGK830	20A 4 Terminals (4 x 2.5mm), White, 60 x 24mm
LGK830B	20A 4 Terminals (4 x 2.5mm), Brown, 60 x 24mm
LGK826-6	20A 6 Terminals (6 x 2.5mm), White, 86 x 27mm
LGK826-6B	20A 6 Terminals (6 x 2.5mm), Brown, 86 x 27mm
LGK828	30A 3 Terminals (3 x 4mm), White, 90 x 30mm
LGK828B	30A 3 Terminals (3 x 4mm), Brown, 90 x 30mm
LGK829	60A 3 Terminals (3 x 2.5mm), White, 142 x 90mm
LGK829B	60A 3 Terminals (3 x 2.5mm), Brown, 142 x 90mm



LGK826/M

- Compliant with BS 7671



LGK826-6



LGK826-6B



LGK828



LGK828B



LGK829



LGK829B



LINK1

- 1 Pole
- 1 x 5 way
- 100 amp, 250V - 35mm² max.
- **Dimensions:**
65 x 50mm



LINK2

- 2 Pole
- 2 x 5 way
- 100 amp, 250V - 35mm² max.
- **Dimensions:**
105 x 65mm

Code	Description
LINK1	100A Link Box 1 Pole
LINK2	100A Link Box 2 Pole

Ceiling Switches



LG1730 / LG1731



LG954N

Code	Description
LG1730	10A X-Rated 1 Way
LG1731	10A X-Rated 2 Way
LG954N	45A DP Pull Cord Switch with Neon 1 Way

- Compliant with BS EN 60669-1



LG9494



LG9495



LG9496



LG9497

- Compliant with BS EN 60669-1

Code	Description
LG9494	10A X-Rated 2 Way - Satin Chrome
LG9495	10A X-Rated 2 Way - Polished Chrome
LG9496	10A X-Rated 2 Way - Antique Brass
LG9497	10A X-Rated 2 Way - Matt Black





LG1735/FL/6T2



LG1735/FL/9T2



LG1735



LG9493

- Diameter: 84mm
- Flex clamp in ceiling rose



LG9492W



LG9492

Code	Description
LG1735/FL/6T2	Pre-wired T2 Ceiling Rose & Lampholder (B22) with 6" Flex, White
LG1735/FL/9T2	Pre-wired T2 Ceiling Rose & Lampholder (B22) with 9" Flex, White
LG1735	Ceiling Rose with Flex Clamp, White
LG9493	Ceiling Rose with Flex Clamp, Black
LG9492W	Pre-wired T2 Ceiling Rose & Lampholder (E27) with 6" Flex, White
LG9492	Pre-wired T2 Ceiling Rose & Lampholder (E27) with 6" Flex, Black



Batten Lampholders



LG8332/2



LG8331/2



LG8327



LG8317

- T2 Rated with bayonet B22 fitting
- Compliant with BS EN 61184

Code	Description
LG8332/2	T2 B22 Batten Lampholder
LG8331/2	T2 B22 Batten Angled Lampholder
LG8327	T2 B22 Batten Pre-wired Lampholder
LG8317	T2 B22 Batten Pre-wired Angled Lampholder

Pendant Lampholders



LG9488



LG9490



LG9491

- T2 Rated
- Compliant with BS EN 61184

Code	Description
LG9488	T2 B22 Pendant Lampholder, White
LG9490	T2 E27 Pendant Lampholder, White
LG9491	T2 E27 Pendant Lampholder, Black



LG1830



LG1831



LG1832



LG1833



LG1834



LG1835



LG1836



LG1837

Code	Description
LG1830	Satin Chrome
LG1831	Polished Chrome
LG1832	Black Nickel
LG1833	Antique Brass
LG1834	Satin Brass
LG1835	Matt Black
LG1836	Matt White
LG1837	Dark Bronze

- E27 fitting
- 6" drop
- Class II
- Prewired to reduce installation time
- Fabric cord flex
- Compliant with BS EN 60598-2-1 & 60598-1



LG1838



LG1839



LG1840



LG1841



LG1842



LG1843



LG1844



LG1845

- E27 fitting
- 6" drop
- Class II
- Prewired to reduce installation time
- Fabric cord flex
- Shade ring included
- Compliant with BS EN 60598-2-1 & 60598-1

Code	Description
LG1838	Satin Chrome
LG1839	Polished Chrome
LG1840	Black Nickel
LG1841	Antique Brass
LG1842	Satin Brass
LG1843	Matt Black
LG1844	Matt White
LG1845	Dark Bronze



LG8191/3



LG8191/13



LG8191/B



LG102W



LG102B



LG8192



LG8193



LG102W
(back)



LG102B
(back)



LG8194

Code	Description
LG8191/3	3A Fused Plug, White
LG8191/13	13A Fused Plug, White
LG8191/B	13A Fused Plug, Black
LG102W	13A Fused Tough Plug, White
LG102B	13A Fused Tough Plug, Black
LG8192	2A Round Pin Plug
LG8193	5A Round Pin Plug
LG8194	15A Round Pin Plug

- Compliant with BS 1363
- New & improved tough plugs
- Round pin plugs compliant with BS 546

Domestic Fuses



LG700



LG701



LG703

Code	Description
LG700	3A Plug Fuse
LG701	5A Plug Fuse
LG703	13A Plug Fuse

Consumer Unit Fuses



LG734



LG735



LG737

- Dimensions:
LG734, LG735 - 57mm x 22.2mm
LG737 - 57mm x 30mm

Code	Description
LG734	60A Consumer Unit Fuse
LG735	80A Consumer Unit Fuse
LG737	100A Consumer Unit Fuse

Universal Connector Box

- Protects & insulates electrical connectors
- Dimensions: 56mm x 90mm x 25mm
- Terminals not supplied



CB-UNI

Code	Description
CB-UNI	Universal Connector Box



Part M Grey Moulded Wiring Accessories

Product	Page
10A Plate Switches	128
10A Wide Rocker Switches	128
20A DP Switch	129
45A DP Switches	129
13A Socket Outlets	130
13A Socket Outlets with Outboard Rockers	130
13A Locating Socket Outlets	130

Product	Page
13A USB Socket Outlets	131
13A Fused Connection Units	131
45A Cooker Unit	132
Spacers	132
Shaver Supply Unit	132
Ceiling Switches	133
Euro / Media Plates	133



The contrasting colours of the Part M plates and inserts help assist the visually impaired and allow easy location of the wiring accessories against the surrounding environment.

Our Smooth, Square and Part M are antimicrobial certified meaning they inhibit the growth of infectious diseases. These ranges have been made using urea formaldehyde which is proven to impede the growth of Staph, E.-Coli, Salmonella and Pneumonia.

- Dark grey finish.
- Curved rockers for a tactile finish.
- Hidden screws on wide rocker plates, screw cap covers on the rest of the range for a neater plate finish.
- Up to 30 years guarantee.
- Part M products are also available in the GRID360 range and the Euro Media range offering thousands of possible switch combinations.



Part M products also available in the GRID360 & Euro Media range





SSL618




SSL619



SSL620

Code	Description
SSL618	1 Gang 2 Way - X-Rated
SSL619	2 Gang 2 Way - X-Rated
SSL620	3 Gang 2 Way - X-Rated

- Antimicrobial certified
- Screw cap covers included
- **Dimensions:**
1 Gang: 86 x 86mm



10A Plate Switches - Wide Rockers



SSL603



SSL604



SSL605

Code	Description
SSL603	1 Gang 2 Way - X-Rated
SSL604	2 Gang 2 Way - X-Rated
SSL605	3 Gang 2 Way - X-Rated

- Antimicrobial certified
- Switches click out of place to access screw holes
- **Dimensions:**
1 Gang: 86 x 86mm




- Antimicrobial certified
- Screw cap covers included
- Compliant with BS EN 60669-1
- **Dimensions:**
1 Gang: 86 x 86mm



SSL621

Code	Description
SSL621	20A DP Switch with Neon & Flex



45A DP Switches



SSL622



SSL623



SSL677

- Antimicrobial certified
- Screw cap covers included
- Compliant with BS EN 60669-1
- **Dimensions:**
1 Gang: 86 x 86mm
2 Gang: 86 x 146mm

Code	Description
SSL622	1 Gang White Rocker
SSL623	1 Gang White Rocker with Neon
SSL677	2 Gang White Rocker

13A Socket Outlets



SSL789



SSL624



SSL657



SSL625

Code	Description
SSL789	1 Gang Unswitched
SSL624	1 Gang Switched DP
SSL657	1 Gang Switched DP with 2 Earth Terminals
SSL625	1 Gang Switched DP with Neon

- Antimicrobial certified
- Screw cap covers included
- Compliant with BS 1363-2
- **Dimensions:**
1 Gang: 86 x 86mm



13A Socket Outlet with Outboard Rockers



SSL609

Code	Description
SSL609	2 Gang Switched DP with Outboard Rockers & 2 Earth Terminals

- Antimicrobial certified
- Screw cap covers included
- Compliant with BS 1363-2
- **Dimensions:**
2 Gang: 146 x 86mm



13A Locating Socket Outlets



SSL641



SSL642

- Antimicrobial certified
- Screw cap covers included
- Contoured front plate is helpful for people with poor hand eye co-ordination or impaired vision
- Compliant with BS 1363-2
- **Dimensions:**
1 Gang: 86 x 86mm
2 Gang: 146 x 86mm

Code	Description
SSL641	1 Gang Switched DP Locating with 1 Earth Terminal
SSL642	2 Gang Switched DP Locating with 2 Earth Terminals



SSL626



SSL788



SSL627



SSL672



SSL673

- Antimicrobial certified
- Screw cap covers included
- Compliant with BS 1363-2, BS 5733 & BS EN 60950-1
- **Dimensions:**
1 Gang: 86 x 86mm
2 Gang: 146 x 86mm

Code	Description
SSL626	1 Gang Switched with 1 x USB Type A Port (2.1A)
SSL788	1 Gang Switched with 1 x USB Type A & 1 x USB Type C (2.4A / 3A)
SSL627	2 Gang Switched with 2 x USB Type A Ports (2.1A / 1A)
SSL672	2 Gang Switched SP with Outboard Rockers, 2 Earth Terminals, 1 x USB Type A & 1 x USB Type C Ports (2.4A / 3A)
SSL673	2 Gang Switched SP with Outboard Rockers, 2 Earth Terminals & 2 x USBs Type C Ports (3A / 3A)

13A Fused Connection Units



SSL628



SSL629



SSL630



SSL631

- Antimicrobial certified
- Screw cap covers included
- Compliant with BS 1363-4
- **Dimensions:**
1 Gang: 86 x 86mm

Code	Description
SSL628	13A Unswitched
SSL629	13A DP Switched
SSL630	13A DP Switched with Neon
SSL631	13A DP Switched with Bottom Flex Outlet




SSL632

- Compliant with BS 4177 & BS 1363-2
- Antimicrobial certified
- Screw cap covers included
- **Dimensions:**
2 Gang: 146 x 86mm

Code	Description
SSL632	with 13A Switched Socket - White Rockers

Spacers - For use with Part M plates



LG886



LG887

- Enables more room for cables behind face plate
- Spacers have a 10mm depth
- Compliant with BS 5733
- **Dimensions:**
1 Gang: 86 x 86mm
2 Gang: 146 x 86mm

Code	Description
LG886	1 Gang Spacer, Grey
LG887	2 Gang Spacer, Grey



Part M - Shaver Supply Unit



SSL676

- 115V & 230V Output
- 220V – 240V – 50Hz Input
- Compliant with EN 55014-1 & EN 55014-2, EN 61000-3-2 & EN 61000-3-3
- Antimicrobial certified
- Screw cap covers included
- **Dimensions:**
2 Gang: 86 x 146mm

Code	Description
SSL676	Dual Voltage - 220V-240V 50Hz input - 115V-230V output

Ceiling Switches



SSL633



SSL635

- Compliant with BS EN 60669-1

Code	Description
SSL633	10A X-Rated 2 Way
SSL635	45A DP Pull Cord Switch with Neon 1 Way

Euro Media / Data Plates - Part M



SSL636



SSL637



SSL638

- Compliant with BS 5733
- For use with **Euro Media / Data** modules only
- **Dimensions:**
1 Gang: 86 x 86mm
2 Gang: 146 x 86mm

Code	Description
SSL636	1 Aperture
SSL637	2 Aperture
SSL638	4 Aperture

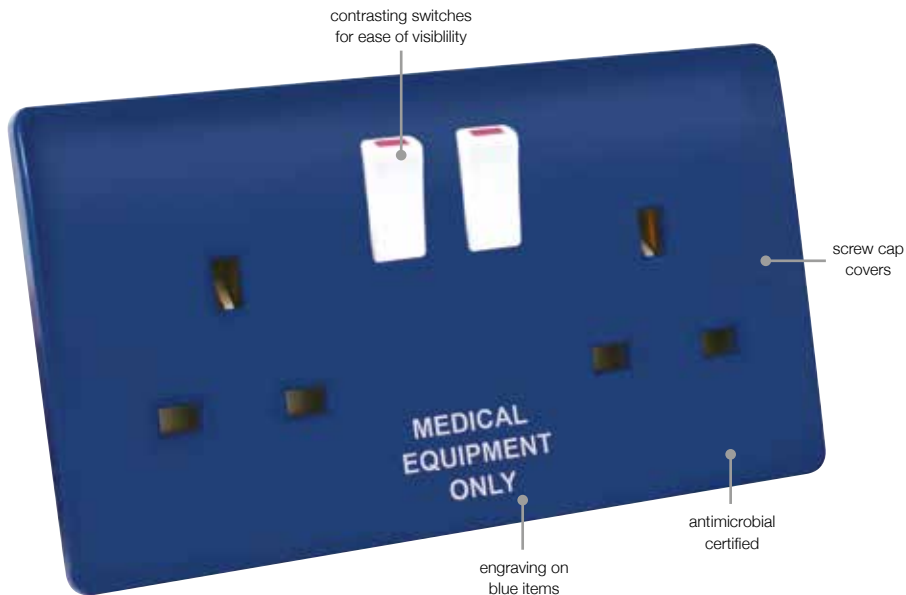




Medical Solutions

Product	Page
GRID360 Red Modules	136
13A Red Socket Outlets	136
13A Specialised Socket Outlets	137
13A Blue Medical Socket Outlets	138

Product	Page
13A Blue Medical Socket Outlet - Metal Clad	138
3A Red Fused Connection Units	139
Red Modular Plates	139
Red Surface Pattress Boxes	139



Selectric has been a trusted supplier of Smooth and Square antimicrobial ranges for numerous years. These ranges are designed to provide protection against the growth of harmful bacteria and germs, making them ideal for use in healthcare facilities, commercial kitchens, and other high-traffic environments.

The company has consistently expanded its range of wiring accessories to cater to the unique requirements of the healthcare industry, prioritizing cleanliness, protection, and reliability. The focus on hygiene ensures that the products meet stringent sanitary standards, while safety features guarantee the well-being of patients and staff.

This range of medical solutions is designed to meet the requirements of BS 7671, enabling specifiers, contractors, and installers to provide healthcare establishments with products that adhere to the IET wiring regulations. These solutions are intended for use by healthcare organizations and medical device suppliers.

- Red accessories available
- Blue sockets engraved "Medical Equipment Only"
- Coloured rockers provide users with a colour option for supply being switched.



GRID360 Red Modules



SGRID360-537



SGRID360-538



SGRID360-539

Code	Description
SGRID360-537	20A Intermediate Switch, Red, White Insert
SGRID360-538	20 A SP 2 Way Centre Off Retractive Switch, Red, White Insert
SGRID360-539	20A SP 2 Way Key Switches, Red, White Insert Marked "EMG LTG TEST"

- Key included with each key switch
- For use with **GRID360** plates only



13A Red Socket Outlets



SSL643



SSL644



SSL645




SSL646



SSL647

Code	Description
SSL643	2 Gang Unswitched with 2 Earth Terminals
SSL644	1 Gang Switched DP with 2 Earth Terminals & Safety Shutter
SSL645	1 Gang Switched DP with Neon, 2 Earth Terminals & Safety Shutter
SSL646	2 Gang Switched DP with 2 Earth Terminals
SSL647	2 Gang Switched DP with Clean Earth


- Antimicrobial certified
- Screw cap covers included
- Red front plate is helpful for people with poor hand eye co-ordination or impaired vision
- Compliant with BS 1363-2
- **Dimensions:**
 - 1 Gang: 86 x 86mm
 - 2 Gang: 146 x 86mm



SSL661



SSL662



SSL663



SSL664



SSL665

- Antimicrobial certified
- Screw cap covers included
- Coloured rockers provide users with a colour option for supply being switched
- Compliant with BS 1363-2
- **Dimensions:**
 - 1 Gang: 86 x 86mm
 - 2 Gang: 146 x 86mm

Code	Description
SSL661	1 Gang Switched DP with Red Rocker & Twin Earth
SSL662	1 Gang Switched DP with Green Rocker & Twin Earth
SSL663	2 Gang Switched DP with Red Rockers & Twin Earth
SSL664	2 Gang Switched DP with Red Outboard Rockers & Twin Earth
SSL665	2 Gang Switched DP with Green Outboard Rockers & Twin Earth





SSL666



SSL667



SSL668



SSL669

Code	Description
SSL666	1 Gang Unswitched with Clean Earth
SSL667	1 Gang Switched DP with Twin Earth
SSL668	2 Gang Unswitched with Twin Earth
SSL669	2 Gang Switched DP with Clean Earth

- Antimicrobial certified
- Screw cap covers included
- Ensures medical equipment is plugged into isolated power supply sockets
- Compliant with BS 1363-2
- **Dimensions:**
 - 1 Gang: 86 x 86mm
 - 2 Gang: 146 x 86mm

13A Blue Medical Socket Outlet - (Metal Clad) No Back Box



LG9095MB

Code	Description
LG9095MB	2 Gang Switched DP with Clean Earth

- Compliant with BS 1363-2
- No back box - faceplate only
- Ensures medical equipment is plugged into isolated power supply sockets
- **Dimensions:**
 - 2 Gang: 142 x 79mm



SSL648



SSL649


- Antimicrobial certified
- Screw cap covers included
- Compliant with BS 1363-4
- **Dimensions:**
 - 1 Gang: 86 x 86mm

Code	Description
SSL648	3A Unswitched
SSL649	3A DP Switched


Red Modular Plates - for use with Smooth Modules



SSLMR-1G



SSLMR-2G



SSLMR-3G

- Antimicrobial certified
- Screw cap covers included
- **Dimensions:**
 - 1 Gang: 86 x 86mm

Code	Description
SSLMR-1G	1 Gang Plate - 1 Gang Aperture
SSLMR-2G	1 Gang Plate - 2 Gang Aperture
SSLMR-3G	1 Gang Plate - 3 Gang Aperture

Red Surface Pattress Boxes



SSL650



SSL651

- Compliant with BS 5733
- **Dimensions:**
 - 1 Gang: 86 x 86mm
 - 2 Gang: 146 x 86mm

Code	Description
SSL650	1 Gang 25mm Deep (Red)
SSL651	2 Gang 25mm Deep (Red)



Metal Clad Wiring Accessories

Product	Page
10A Plate Switches	142
20A DP Switches	142
45A DP Switches	143
13A Socket Outlets	144
13A Socket Outlets with Outboard Rockers	145
13A Blue Medical Socket Outlet	145
13A RCD Socket Outlets	146

Product	Page
13A USB Socket Outlets	146
Lockable Switch & Socket	147
Round Pin Socket Outlet with Shutters	148
13A Fused Connection Units	148
13A RCD Fused Connection Unit	149
Surface Mounting Boxes	149
Blanking Plates	149



Selectric Metal Clad can stand up to the wear and tear of everyday life. This makes them ideal for factories, garages, workshops etc. where there's a need for more robust accessories.

- High grade steel with aluminium epoxy powder coating.
- 20mm knockouts.
- Back boxes included with all plates.
- Durable and robust.
- ASTA approval on many items in the Metal Clad range.
- Up to 15 years guarantee.
- Metal Clad products are also available in the GRID360 range and the Euro Media range offering thousands of possible switch combinations.



Intertek

Metal Clad products also available in the GRID360 & Euro Media range



10A Plate Switches - Including Back Box



LG201-2MB




LG202MB



LG203MB








LG205MB



LG204MB



LG204MB
(back)

Code	Description
LG201-2MB	1 Gang 2 Way - X-Rated 
LG202MB	2 Gang 2 Way - X-Rated 
LG203MB	3 Gang 2 Way - X-Rated 
LG204MB	4 Gang 2 Way - X-Rated 
LG205MB	1 Gang Push Switch "BELL" - X-Rated 

- Compliant with EN 60669-1
- Back box included
- **Dimensions:**
 - 1 Gang: 79 x 79mm
 - 2 Gang: 142 x 79mm

20A DP Switches - Including Back Box





LG220MB



LG220NMB

- Compliant with EN 60669-1
- Back box included
- **Dimensions:**
 - 1 Gang: 79 x 79mm

Code	Description
LG220MB	1 Gang 
LG220NMB	1 Gang with Neon 



LG951MB



LG951NMB



LG952MB



LG952NMB


- Compliant with EN 60669-1
- Back box included
- **Dimensions:**
 - 1 Gang: 79 x 79mm
 - 2 Gang: 79 x 142mm

Code	Description
LG951MB	1 Gang Plate
LG951NMB	1 Gang Plate with Neon
LG952MB	2 Gang Plate
LG952NMB	2 Gang Plate with Neon





LG9143MB




LG9142MB




LG9099MB







LG9097MB



LG9098MB




LG9096MB


Code	Description
LG9143MB	1 Gang Unswitched
LG9142MB	2 Gang Unswitched
LG9099MB	1 Gang Switched SP 
LG9097MB	1 Gang Switched DP 
LG9098MB	2 Gang Switched SP with 2 earth terminals 
LG9096MB	2 Gang Switched DP with 2 Earth Terminals 

- Compliant with BS 1363-2
- Back box included
- **Dimensions:**
 - 1 Gang: 79 x 79mm
 - 2 Gang: 142 x 79mm





LG9093MB



LG9094MB

- Compliant with BS 1363-2
- Back box included
- **Dimensions:**
2 Gang: 142 x 79mm

Code	Description
LG9093MB	2 Gang Switched DP with Outboard Rockers & 2 Earth Terminals & Safety Shutters
LG9094MB	2 Gang Switched DP with Outboard Rockers, Neons, 2 Earth Terminals & Safety Shutters

13A Blue Medical Socket Outlet - No Back Box

- Compliant with BS 1363-2
- No back box - faceplate only
- Ensures medical equipment is plugged into isolated power supply sockets
- **Dimensions:**
2 Gang: 142 x 79mm



LG9095MB

Code	Description
LG9095MB	2 Gang Switched DP with Clean Earth

13A RCD Socket Outlets - Including Back Box



LGRCD-4



LGRCD-5

- Compliant with BS 7288:2016 & BS 1363-2:2016+A1:2018
- **Dimensions:**
1 Gang: 87 x 87mm
2 Gang: 147 x 87mm


Code	Description
LGRCD-4	RCD Protected 1 Gang DP Switched Socket (Passive / Latching) Type A
LGRCD-5	RCD Protected 2 Gang DP Switched Socket (Passive / Latching) Type A



LG9099MB-USB




LG9097MB-USB




LG9098MB-USB



LG9102MB-USB



LG9103MB-USB



LG9104MB-USB

Code	Description
LG9099MB-USB	1 Gang Switched with 1 x USB Type A Port (2.1A)
LG9097MB-USB	1 Gang Switched SP with Outboard Rockers, 2 Earth Terminals, 1 x USB Type A & 1 x USB Type C Ports (2.4A / 3A)
LG9098MB-USB	2 Gang Switched with 2 x USB Type A Ports (2.1A / 1A)
LG9102MB-USB	2 Gang Switched with 1 x USB Type A & 1 x USB Type C Ports (2.4A / 3A)
LG9103MB-USB	2 Gang Switched SP with Outboard Rockers, 2 Earth Terminals, 1 x USB Type A & 1 x USB Type C Ports (2.4A / 3A)
LG9104MB-USB	2 Gang Switched SP with Outboard Rockers, 2 Earth Terminals & 2 x USBs Type C Ports (3A / 3A)

- Compliant with BS 1363-2, BS 5733 & BS EN 60950-1
- **Dimensions:**
1 Gang: 79 x 79mm
2 Gang: 142 x 79mm



LG9101MB



LG9100MB

- Two keys included
- **Dimensions:**
 - 1 Gang: 79 x 79mm
 - 2 Gang: 142 x 79mm

Code	Description
LG9101MB	20A 1 Gang DP Key Operated Switch
LG9100MB	13A 1 Gang DP Key Operated Socket with Neon (2 Gang Plate)



Round Pin Socket Outlet with Shutters - Including Back Box



LG9092MB



LG9092MB
(back)

- Compliant with BS 546
- **Dimensions:**
1 Gang: 79 x 79mm

Code	Description
LG9092MB	5A 3 Pin

13A Fused Connection Units - Including Back Box



LG9228MB



LG9228/FMB



LG9228NMB



LG9218MB








LG9218/FMB



LG9218NMB



LG9218/FNMB

Code	Description
LG9228MB	13A Unswitched 
LG9228/FMB	13A Unswitched with Front Flex
LG9228NMB	13A Unswitched with Neon 
LG9218MB	13A DP Switched 
LG9218/FMB	13A DP Switched with Front Flex
LG9218NMB	13A DP Switched with Neon 
LG9218FNMB	13A DP Switched with Neon & Front Flex 

- Compliant with BS 1363-4
- **Dimensions:**
1 Gang: 79 x 79mm

13A RCD Fused Connection Unit - Including Back Box



- 30mA trip rating
- Compliant with BS 5733 & BS 7288:2016
- **Dimensions:**
1 Gang: 87 x 87mm



LGRCD-6

Code	Description
LGRCD-6	13A Fused RCD Connection Unit (Passive / Latching) Type A

Surface Mounting Boxes

- Compliant with BS 5733
- **Dimensions:**
1 Gang: 79 x 79mm
2 Gang: 142 x 79mm



LG828MB



LG8288MB

Code	Description
LG828MB	1 Gang
LG8288MB	2 Gang

Blanking Plates - Including Back Box

- Compliant with BS 5733
- **Dimensions:**
1 Gang: 79 x 79mm
2 Gang: 142 x 79mm



LG9111MB




LG9112MB

Code	Description
LG9111MB	1 Gang
LG9112MB	2 Gang



Lockable Accessories

Product	Page
Smooth Lockable Accessories	152
Metal Clad Lockable Accessories	152
7M-PRO Lockable Accessories	153



Selectric Lockable accessories add an extra level of security by only allowing authorised users to activate each switch or socket. This prevents unsupervised use where necessary.

- Lockable on & off feature is indicated by the laser etching on each plate.
- Two keys included with each product.
- Antimicrobial certified on Smooth products.
- Products match Smooth, Metal Clad and 7M-PRO ranges.
- Up to 10 years guarantee.





SSL607



SSL606

Code	Description
SSL607	20A 1 Gang DP Key Operated Switch
SSL606	13A 1 Gang DP Key Operated Socket with Neon (2 Gang Plate)

- Antimicrobial certified
- Screw cap covers included
- 2 Keys provided with each plate
- **Dimensions:**
1 Gang: 86 x 86mm
2 Gang: 146 x 86mm



Metal Clad Lockable Accessories



LG9101MB



LG9100MB

Code	Description
LG9101MB	20A 1 Gang DP Key Operated Switch
LG9100MB	13A 1 Gang DP Key Operated Socket with Neon (2 Gang Plate)

- Back box included
- 2 Keys provided with each plate
- **Dimensions:**
1 Gang: 79 x 79mm
2 Gang: 142 x 79mm

- 2 Keys provided with each plate
- **Dimensions:**
1 Gang: 86 x 86mm



7M-PRO-180

Code	Description
7M-PRO-180	Satin Chrome

7M-PRO Lockable Accessories - 13A 1 Gang DP Key Operated Socket with Neon



7M-PRO-179



7M-PRO-279

- 2 Keys provided with each plate
- **Dimensions:**
2 Gang: 146 x 86mm



7M-PRO-779

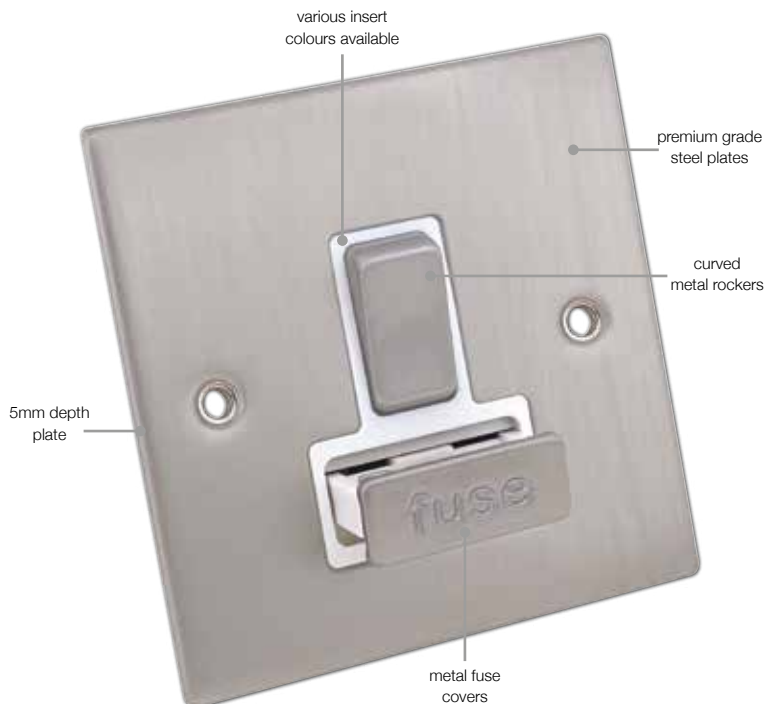
Code	Description
7M-PRO-179	Satin Chrome, White Insert (2 Gang Plate)
7M-PRO-279	Satin Chrome, Black Insert (2 Gang Plate)
7M-PRO-779	Satin Chrome, Grey Insert (2 Gang Plate)



5M Slim Decorative Wiring Accessories

Product	Page
10A Plate Switches	156-161
10A Architrave Switches	161
10A Toggle Switches	162-164
LED Dimmers	165-166
LED Dimmer Module	167
Dummy Dimmer Modules	167
Empty Dimmer Plates	168-169
20A DP Switches	170
45A DP Switches	171-173
13A Socket Outlets	174-178
13A Socket Outlets with Outboard Rockers	179

Product	Page
13A USB Socket Outlets	180-184
13A Floor Sockets	185
Round Pin Socket Outlets	186
13A Fused Connection Units	187-189
45A Cooker Units	190-191
Cable Outlet / Connectors	192
Shaver Supply Units	193
TV/FM & Satellite Sockets	194-197
Communication / Data Sockets	198-201
Blanking Plates	202
Spacers	203



The Selectric 5M was designed with style, durability and ease of installation in mind. We have many finishes in the 5M range to match most interior styles.

A recent overhaul to the 5M packaging has resulted in less plastic waste to reduce carbon emissions and help protect the environment. Selectric made a resolution to reduce the total amount of plastic used in the manufacturing process, and because of this the products now come in PP5 recyclable bags, with the heavier products such as 2 gang USB sockets and shaver units being presented in biodegradable cardboard inner boxes.

- Slim 5mm depth plate.
- Metal rockers for a stylish finish.
- ASTA approval on many items in the 5M range.
- Up to 15 years guarantee.
- 5M products are also available in the GRID360 range and the Euro Media range offering thousands of possible switch combinations.



5M products also available in the GRID360 & Euro Media range



10A Plate Switches - 1 Gang 2 Way - X-Rated



DSL101



DSL201



DSL301











DSL401



DSL601

- Compliant with BS EN 60669-1
- X-Rated for fluorescent or inductive loads
- ASTA approved
- **Dimensions:**
1 Gang: 86 x 86mm

Code	Description
DSL101	Satin Chrome, White Insert 
DSL201	Satin Chrome, Black Insert 
DSL301	Polished Chrome, White Insert 
DSL401	Black Nickel, Black Insert 
DSL601	Antique Brass, Black Insert 
DSL801	Satin Brass, Black Insert 
DSL11-01	Matt Black, Black Insert 
DSL12-01	Dark Bronze, Black Insert 



DSL801



DSL11-01



DSL12-01

10A Plate Switches - 2 Gang 2 Way - X-Rated



DSL102



DSL202



DSL302











DSL402



DSL602

- Compliant with BS EN 60669-1
- X-Rated for fluorescent or inductive loads
- ASTA approved
- **Dimensions:**
1 Gang: 86 x 86mm

Code	Description
DSL102	Satin Chrome, White Insert 
DSL202	Satin Chrome, Black Insert 
DSL302	Polished Chrome, White Insert 
DSL402	Black Nickel, Black Insert 
DSL602	Antique Brass, Black Insert 
DSL802	Satin Brass, Black Insert 
DSL11-02	Matt Black, Black Insert 
DSL12-02	Dark Bronze, Black Insert 



DSL802



DSL11-02



DSL12-02



DSL103



DSL203




DSL303



DSL403



DSL603



DSL803











DSL11-03



DSL12-03

- Compliant with BS EN 60669-1
- X-Rated for fluorescent or inductive loads
- ASTA approved
- **Dimensions:**
1 Gang: 86 x 86mm

Code	Description
DSL103	Satin Chrome, White Insert 
DSL203	Satin Chrome, Black Insert 
DSL303	Polished Chrome, White Insert 
DSL403	Black Nickel, Black Insert 
DSL603	Antique Brass, Black Insert 
DSL803	Satin Brass, Black Insert 
DSL11-03	Matt Black, Black Insert 
DSL12-03	Dark Bronze, Black Insert 





DSL104



DSL204



DSL304



DSL404










DSL604



DSL804

- Compliant with BS EN 60669-1
- X-Rated for fluorescent or inductive loads
- ASTA approved
- **Dimensions:**
2 Gang: 146 x 86mm

Code	Description
DSL104	Satin Chrome, White Insert 
DSL204	Satin Chrome, Black Insert 
DSL304	Polished Chrome, White Insert 
DSL404	Black Nickel, Black Insert 
DSL604	Antique Brass, Black Insert 
DSL804	Satin Brass, Black Insert 
DSL11-04	Matt Black, Black Insert 
DSL12-04	Dark Bronze, Black Insert 



DSL11-04



DSL12-04





DSL105



DSL205



DSL305



DSL405



DSL605



DSL805



DSL11-05



DSL12-05

- Compliant with BS EN 60669-1
- X-Rated for fluorescent or inductive loads
- **Dimensions:**
2 Gang: 146 x 86mm

Code	Description
DSL105	Satin Chrome, White Insert
DSL205	Satin Chrome, Black Insert
DSL305	Polished Chrome, White Insert
DSL405	Black Nickel, Black Insert
DSL605	Antique Brass, Black Insert
DSL805	Satin Brass, Black Insert
DSL11-05	Matt Black, Black Insert
DSL12-05	Dark Bronze, Black Insert



10A Plate Switches - Push Switch "PRESS" - X-Rated



DSL106



DSL206



DSL306











DSL406



DSL606

- Compliant with BS EN 60669-1
- X-Rated for fluorescent or inductive loads
- ASTA approved
- **Dimensions:**
1 Gang: 86 x 86mm

Code	Description
DSL106	Satin Chrome, White Insert 
DSL206	Satin Chrome, Black Insert 
DSL306	Polished Chrome, White Insert 
DSL406	Black Nickel, Black Insert 
DSL606	Antique Brass, Black Insert 
DSL806	Satin Brass, Black Insert 
DSL11-06	Matt Black, Black Insert 
DSL12-06	Dark Bronze, Black Insert 



DSL806



DSL11-06



DSL12-06

10A Plate Switches - 1 Gang Intermediate - X-Rated



DSL107



DSL207



DSL307




DSL407



DSL607

- Compliant with BS EN 60669-1
- X-Rated for fluorescent or inductive loads
- ASTA approved
- **Dimensions:**
1 Gang: 86 x 86mm

Code	Description
DSL107	Satin Chrome, White Insert 
DSL207	Satin Chrome, Black Insert 
DSL307	Polished Chrome, White Insert 
DSL407	Black Nickel, Black Insert 
DSL607	Antique Brass, Black Insert 
DSL807	Satin Brass, Black Insert 
DSL11-07	Matt Black, Black Insert 
DSL12-07	Dark Bronze, Black Insert 



DSL807



DSL11-07



DSL12-07



DSL108



DSL208



DSL308



DSL408



DSL608



DSL808



DSL11-08



DSL12-08

- Compliant with BS EN 60669-1
- X-Rated for fluorescent or inductive loads
- ASTA approved
- **Dimensions:**
1 Gang: 86 x 86mm

Code	Description
DSL108	Satin Chrome, White Insert
DSL208	Satin Chrome, Black Insert
DSL308	Polished Chrome, White Insert
DSL408	Black Nickel, Black Insert
DSL608	Antique Brass, Black Insert
DSL808	Satin Brass, Black Insert
DSL11-08	Matt Black, Black Insert
DSL12-08	Dark Bronze, Black Insert

10A Plate Switches - 1 Gang Architrave



DSL179



DSL279



DSL379



DSL479



DSL679



DSL879



DSL11-79



DSL12-79



DSL000

- Compliant with BS EN 60669-1
- **Dimensions:**
1 Gang: 32 x 86mm

Code	Description
DSL179	Satin Chrome, White Insert
DSL279	Satin Chrome, Black Insert
DSL379	Polished Chrome, White Insert
DSL479	Black Nickel, Black Insert
DSL679	Antique Brass, Black Insert
DSL879	Satin Brass, Black Insert
DSL11-79	Matt Black, Black Insert
DSL12-79	Dark Bronze, Black Insert
DSL000	25mm Deep Architrave Box

10A Toggle Switches - 1 Gang 2 Way - X-Rated



DSL174



DSL374



DSL474



DSL674



DSL874

- Compliant with BS EN 60669-1
- **Dimensions:**
1 Gang: 86 x 86mm



DSL11-74



DSL12-74

Code	Description
DSL174	Satin Chrome
DSL374	Polished Chrome
DSL474	Black Nickel
DSL674	Antique Brass
DSL874	Satin Brass
DSL11-74	Matt Black
DSL12-74	Dark Bronze

10A Toggle Switches - 2 Gang 2 Way - X-Rated



DSL175



DSL375



DSL475



DSL675



DSL875

- Compliant with BS EN 60669-1
- **Dimensions:**
1 Gang: 86 x 86mm



DSL11-75



DSL12-75

Code	Description
DSL175	Satin Chrome
DSL375	Polished Chrome
DSL475	Black Nickel
DSL675	Antique Brass
DSL875	Satin Brass
DSL11-75	Matt Black
DSL12-75	Dark Bronze

10A Toggle Switches - 3 Gang 2 Way - X-Rated



DSL176



DSL376



DSL476



DSL676



DSL876



DSL11-76



DSL12-76

- Compliant with BS EN 60669-1
- **Dimensions:**
1 Gang: 86 x 86mm

Code	Description
DSL176	Satin Chrome
DSL376	Polished Chrome
DSL476	Black Nickel
DSL676	Antique Brass
DSL876	Satin Brass
DSL11-76	Matt Black
DSL12-76	Dark Bronze

10A Toggle Switches - 4 Gang 2 Way - X-Rated



DSL177



DSL377



DSL477



DSL677



DSL877



DSL11-77



DSL12-77

- Compliant with BS EN 60669-1
- **Dimensions:**
2 Gang: 146 x 86mm

Code	Description
DSL177	Satin Chrome
DSL377	Polished Chrome
DSL477	Black Nickel
DSL677	Antique Brass
DSL877	Satin Brass
DSL11-77	Matt Black
DSL12-77	Dark Bronze



DSL178



DSL278



DSL378



DSL478



DSL678

- Compliant with BS EN 60669-1
- **Dimensions:**
1 Gang: 86 x 86mm

Code	Description
DSL178	Satin Chrome, White Insert
DSL278	Satin Chrome, Black Insert
DSL378	Polished Chrome, White Insert
DSL478	Black Nickel, Black Insert
DSL678	Antique Brass, Black Insert
DSL878	Satin Brass, Black Insert
DSL11-78	Matt Black, Black Insert
DSL12-78	Dark Bronze, Black Insert



DSL878



DSL11-78



DSL12-78



LED Dimmers - 5-100W - 1 Gang



DSL164



DSL364



DSL464



DSL664



DSL864



DSL11-64



DSL12-64

- Suitable for Leading & Trailing Edge LED Lamps
- Compliant with BS EN 60669-1 & 2
- **Dimensions:**
1 Gang: 86 x 86mm

Code	Description
DSL164	Satin Chrome
DSL364	Polished Chrome
DSL464	Black Nickel
DSL664	Antique Brass
DSL864	Satin Brass
DSL11-64	Matt Black
DSL12-64	Dark Bronze

LED Dimmers - 5-100W - 2 Gang



DSL165



DSL365



DSL465



DSL665



DSL865



DSL11-65



DSL12-65

- Suitable for Leading & Trailing Edge LED Lamps
- Compliant with BS EN 60669-1 & 2
- **Dimensions:**
1 Gang: 86 x 86mm

Code	Description
DSL165	Satin Chrome
DSL365	Polished Chrome
DSL465	Black Nickel
DSL665	Antique Brass
DSL865	Satin Brass
DSL11-65	Matt Black
DSL12-65	Dark Bronze

LED Dimmers - 5-100W - 3 Gang



DSL166



DSL366



DSL466



DSL666



DSL866



DSL11-66

Code	Description
DSL166	Satin Chrome
DSL366	Polished Chrome
DSL466	Black Nickel
DSL666	Antique Brass
DSL866	Satin Brass
DSL11-66	Matt Black
DSL12-66	Dark Bronze



DSL12-66

LED Dimmers - 5-100W - 4 Gang



DSL167



DSL367



DSL467



DSL667



DSL867



DSL11-67

Code	Description
DSL167	Satin Chrome
DSL367	Polished Chrome
DSL467	Black Nickel
DSL667	Antique Brass
DSL867	Satin Brass
DSL11-67	Matt Black
DSL12-67	Dark Bronze



DSL12-67



SL-100D



SL-100D
(front)



SL-100D
(side)



SL-100D
(back)

- Suitable for use with up to 100W dimmable LED lamps and 150W incandescent and halogen lamps
- The latest technology ensures there is no flickering at the maximum level
- Fits most empty dimmer plates
- Minimum back box size of 25mm
- Not compatible with the GRID360 range
- **Dimensions:**
23mm wide x 54mm tall x 23mm depth (excl. knob)

Code	Description
SL-100D	5-100W LED Module

Dummy Dimmer Modules



SL-200DD



SL-200DD
(front)



SL-200DD
(side)



SL-300DD



SL-300DD
(front)



SL-300DD
(side)

- Fits most empty dimmer plates
- Minimum back box size of 25mm
- Also compatible with the GRID360 range
- **Dimensions:**
SL-200DD: 23mm wide x 54mm tall x 23mm depth (excl. knob)
SL-300DD: 23mm wide x 58mm tall x 23mm depth (excl. knob)

Code	Description
SL-200DD	6A Dummy Dimmer Module - 2 Way
SL-300DD	6A Intermediate Dummy Dimmer Module - 3 Way

Empty Dimmer Plates - 1 Gang Plate with Knob



DSL170



DSL370



DSL470



DSL670



DSL11-70



DSL12-70

Code	Description
DSL170	Satin Chrome
DSL370	Polished Chrome
DSL470	Black Nickel
DSL670	Antique Brass
DSL11-70	Matt Black
DSL12-70	Dark Bronze

- Compatible with most dimmer modules
- Compliant with BS 5733
- **Dimensions:**
1 Gang: 86 x 86mm

Empty Dimmer Plates - 2 Gang Plate with Knobs



DSL171



DSL371



DSL471



DSL671



DSL11-71



DSL12-71

Code	Description
DSL171	Satin Chrome
DSL371	Polished Chrome
DSL471	Black Nickel
DSL671	Antique Brass
DSL11-71	Matt Black
DSL12-71	Dark Bronze

- Compatible with most dimmer modules
- Compliant with BS 5733
- **Dimensions:**
1 Gang: 86 x 86mm

Empty Dimmer Plates - 3 Gang Plate with Knobs



DSL172



DSL372



DSL472



DSL672



DSL11-72



DSL12-72

- Compatible with most dimmer modules
- Compliant with BS 5733
- **Dimensions:**
2 Gang: 146 x 86mm

Code	Description
DSL172	Satin Chrome
DSL372	Polished Chrome
DSL472	Black Nickel
DSL672	Antique Brass
DSL11-72	Matt Black
DSL12-72	Dark Bronze

Empty Dimmer Plates - 4 Gang Plate with Knobs



DSL173



DSL373



DSL473



DSL673



DSL11-73



DSL12-73

- Compatible with most dimmer modules
- Compliant with BS 5733
- **Dimensions:**
2 Gang: 146 x 86mm

Code	Description
DSL173	Satin Chrome
DSL373	Polished Chrome
DSL473	Black Nickel
DSL673	Antique Brass
DSL11-73	Matt Black
DSL12-73	Dark Bronze

20A DP Switches - 1 Gang Plate



DSL115



DSL215



DSL315








DSL415



DSL615

- Compliant with BS EN 60669-1
- ASTA approved
- **Dimensions:**
1 Gang: 86 x 86mm

Code	Description
DSL115	Satin Chrome, White Insert 
DSL215	Satin Chrome, Black Insert 
DSL315	Polished Chrome, White Insert 
DSL415	Black Nickel, Black Insert 
DSL615	Antique Brass, Black Insert 
DSL815	Satin Brass, Black Insert 
DSL11-15	Matt Black, Black Insert 
DSL12-15	Dark Bronze, Black Insert 



DSL815



DSL11-15



DSL12-15

20A DP Switches - 1 Gang Plate with Neon



DSL116



DSL216



DSL316





DSL416



DSL616

- Compliant with BS EN 60669-1
- ASTA approved
- **Dimensions:**
1 Gang: 86 x 86mm

Code	Description
DSL116	Satin Chrome, White Insert 
DSL216	Satin Chrome, Black Insert 
DSL316	Polished Chrome, White Insert 
DSL416	Black Nickel, Black Insert 
DSL616	Antique Brass, Black Insert 
DSL816	Satin Brass, Black Insert 
DSL11-16	Matt Black, Black Insert 
DSL12-16	Dark Bronze, Black Insert 



DSL816



DSL11-16



DSL12-16

45A DP Switches - 1 Gang Plate



DSL147



DSL247



DSL347



DSL447



DSL647



DSL847



DSL11-47



DSL12-47

- Compliant with BS EN 60669-1
- **Dimensions:**
1 Gang: 86 x 86mm

Code	Description
DSL147	Satin Chrome, White Insert
DSL247	Satin Chrome, Black Insert
DSL347	Polished Chrome, White Insert
DSL447	Black Nickel, Black Insert
DSL647	Antique Brass, Black Insert
DSL847	Satin Brass, Black Insert
DSL11-47	Matt Black, Black Insert
DSL12-47	Dark Bronze, Black Insert

45A DP Switches - 1 Gang Plate with Neon



DSL117



DSL217



DSL317



DSL417



DSL617



DSL817



DSL11-17



DSL12-17

- Compliant with BS EN 60669-1
- **Dimensions:**
1 Gang: 86 x 86mm

Code	Description
DSL117	Satin Chrome, White Insert
DSL217	Satin Chrome, Black Insert
DSL317	Polished Chrome, White Insert
DSL417	Black Nickel, Black Insert
DSL617	Antique Brass, Black Insert
DSL817	Satin Brass, Black Insert
DSL11-17	Matt Black, Black Insert
DSL12-17	Dark Bronze, Black Insert



DSL148



DSL248



DSL348



DSL448



DSL648

- Compliant with BS EN 60669-1
- **Dimensions:**
2 Gang: 86 x 146mm



DSL848



DSL11-48



DSL12-48

Code	Description
DSL148	Satin Chrome, White Insert
DSL248	Satin Chrome, Black Insert
DSL348	Polished Chrome, White Insert
DSL448	Black Nickel, Black Insert
DSL648	Antique Brass, Black Insert
DSL848	Satin Brass, Black Insert
DSL11-48	Matt Black, Black Insert
DSL12-48	Dark Bronze, Black Insert





DSL118



DSL218



DSL318



DSL418



DSL618



DSL818



DSL11-18



DSL12-18

- Compliant with BS EN 60669-1
- **Dimensions:**
2 Gang: 86 x 146mm

Code	Description
DSL118	Satin Chrome, White Insert
DSL218	Satin Chrome, Black Insert
DSL318	Polished Chrome, White Insert
DSL418	Black Nickel, Black Insert
DSL618	Antique Brass, Black Insert
DSL818	Satin Brass, Black Insert
DSL11-18	Matt Black, Black Insert
DSL12-18	Dark Bronze, Black Insert



13A Socket Outlets - 1 Gang Unswitched



DSL119



DSL219



DSL319



DSL419



DSL619

- Compliant with BS 1363-2
- **Dimensions:**
1 Gang: 86 x 86mm

Code	Description
DSL119	Satin Chrome, White Insert
DSL219	Satin Chrome, Black Insert
DSL319	Polished Chrome, White Insert
DSL419	Black Nickel, Black Insert
DSL619	Antique Brass, Black Insert
DSL819	Satin Brass, Black Insert
DSL11-19	Matt Black, Black Insert



DSL819



DSL11-19

13A Socket Outlets - 2 Gang Unswitched



DSL120



DSL220



DSL320



DSL420



DSL620



DSL820

- Compliant with BS 1363-2
- **Dimensions:**
2 Gang: 146 x 86mm

Code	Description
DSL120	Satin Chrome, White Insert
DSL220	Satin Chrome, Black Insert
DSL320	Polished Chrome, White Insert
DSL420	Black Nickel, Black Insert
DSL620	Antique Brass, Black Insert
DSL820	Satin Brass, Black Insert
DSL11-20	Matt Black, Black Insert



DSL11-20



DSL121



DSL221



DSL321



DSL421



DSL621



DSL821



DSL11-21



DSL12-21

- Compliant with BS 1363-2
- ASTA approved
- Dimensions:
1 Gang: 86 x 86mm

Code	Description
DSL121	Satin Chrome, White Insert
DSL221	Satin Chrome, Black Insert
DSL321	Polished Chrome, White Insert
DSL421	Black Nickel, Black Insert
DSL621	Antique Brass, Black Insert
DSL821	Satin Brass, Black Insert
DSL11-21	Matt Black, Black Insert
DSL12-21	Dark Bronze, Black Insert

13A Socket Outlets - 2 Gang Switched SP



DSL151



DSL251



DSL351



DSL451



DSL651



DSL11-51



DSL12-51

Code	Description
DSL151	Satin Chrome, White Insert
DSL251	Satin Chrome, Black Insert
DSL351	Polished Chrome, White Insert
DSL451	Black Nickel, Black Insert
DSL651	Antique Brass, Black Insert
DSL11-51	Matt Black, Black Insert
DSL12-51	Dark Bronze, Black Insert



DSL122



DSL222



DSL322



DSL422









DSL622



DSL822

- Compliant with BS 1363-2
- ASTA approved
- **Dimensions:**
2 Gang: 146 x 86mm

Code	Description
DSL122	Satin Chrome, White Insert 
DSL222	Satin Chrome, Black Insert 
DSL322	Polished Chrome, White Insert 
DSL422	Black Nickel, Black Insert 
DSL622	Antique Brass, Black Insert 
DSL822	Satin Brass, Black Insert 
DSL11-22	Matt Black, Black Insert 
DSL12-22	Dark Bronze, Black Insert 



DSL11-22



DSL12-22





DSL123



DSL223



DSL323



DSL423



DSL623



DSL823










DSL11-23



DSL12-23

- Compliant with BS 1363-2
- ASTA approved
- **Dimensions:**
1 Gang: 86 x 86mm

Code	Description
DSL123	Satin Chrome, White Insert 
DSL223	Satin Chrome, Black Insert 
DSL323	Polished Chrome, White Insert 
DSL423	Black Nickel, Black Insert 
DSL623	Antique Brass, Black Insert 
DSL823	Satin Brass, Black Insert 
DSL11-23	Matt Black, Black Insert 
DSL12-23	Dark Bronze, Black Insert 





DSL124



DSL224



DSL324



DSL424



DSL624



DSL824

- Compliant with BS 1363-2
- ASTA approved
- **Dimensions:**
2 Gang: 146 x 86mm

Code	Description
DSL124	Satin Chrome, White Insert 🔗
DSL224	Satin Chrome, Black Insert 🔗
DSL324	Polished Chrome, White Insert 🔗
DSL424	Black Nickel, Black Insert 🔗
DSL624	Antique Brass, Black Insert 🔗
DSL824	Satin Brass, Black Insert 🔗
DSL11-24	Matt Black, Black Insert 🔗
DSL12-24	Dark Bronze, Black Insert 🔗



DSL11-24



DSL12-24





DSL185



DSL285



DSL385



DSL485



DSL685



DSL885



DSL11-85



DSL12-85

- Compliant with BS 1363-2
- **Dimensions:**
2 Gang: 146 x 86mm

Code	Description
DSL185	Satin Chrome, White Insert
DSL285	Satin Chrome, Black Insert
DSL385	Polished Chrome, White Insert
DSL485	Black Nickel, Black Insert
DSL685	Antique Brass, Black Insert
DSL885	Satin Brass, Black Insert
DSL11-85	Matt Black, Black Insert
DSL12-85	Dark Bronze, Black Insert



13A USB Socket Outlets - 1 Gang Switched with 1 x USB Type A Port



DSL160



DSL260



DSL360



DSL460



DSL660

- 1 x 2.1A
- **Dimensions:** 1 Gang: 86 x 86mm

Code	Description
DSL160	Satin Chrome, White Insert
DSL260	Satin Chrome, Black Insert
DSL360	Polished Chrome, White Insert
DSL460	Black Nickel, Black Insert
DSL660	Antique Brass, Black Insert
DSL11-60	Matt Black, Black Insert
DSL12-60	Dark Bronze, Black Insert



DSL11-60



DSL12-60

13A USB Socket Outlets - 1 Gang Switched with 1 x USB Type A & 1 X USB Type C



DSL188



DSL288



DSL388



DSL488



DSL688

- 1 x 2.4A / 1 x 3A
- Compliant with BS 1363-2, BS 5733 & BS EN 60950-1
- **Dimensions:**
1 Gang: 86 x 86mm

Code	Description
DSL188	Satin Chrome, White Insert
DSL288	Satin Chrome, Black Insert
DSL388	Polished Chrome, White Insert
DSL488	Black Nickel, Black Insert
DSL688	Antique Brass, Black Insert
DSL888	Satin Brass, Black Insert
DSL11-88	Matt Black, Black Insert
DSL12-88	Dark Bronze, Black Insert



DSL888



DSL11-88



DSL12-88



DSL161



DSL261



DSL361



DSL461



DSL661



DSL861



DSL11-61



DSL12-61

- 1 x 2.1A / 1 x 1A
- Compliant with BS 1363-2
BS 5733 & BS EN 60950-1
- **Dimensions:**
2 Gang: 146 x 86mm

Code	Description
DSL161	Satin Chrome, White Insert
DSL261	Satin Chrome, Black Insert
DSL361	Polished Chrome, White Insert
DSL461	Black Nickel, Black Insert
DSL661	Antique Brass, Black Insert
DSL861	Satin Brass, Black Insert
DSL11-61	Matt Black, Black Insert
DSL12-61	Dark Bronze, Black Insert





DSL163



DSL263



DSL363



DSL463



DSL663



DSL863

- 1 x 2.4A / 1 x 3A
- Compliant with BS 1363-2 BS 5733 & BS EN 60950-1
- **Dimensions:**
2 Gang: 146 x 86mm

Code	Description
DSL163	Satin Chrome, White Insert
DSL263	Satin Chrome, Black Insert
DSL363	Polished Chrome, White Insert
DSL463	Black Nickel, Black Insert
DSL663	Antique Brass, Black Insert
DSL863	Satin Brass, Black Insert
DSL11-63	Matt Black, Black Insert
DSL12-63	Dark Bronze, Black Insert



DSL11-63



DSL12-63



**13A USB Socket Outlets - 2 Gang Switched SP Outboard Rockers + 2 Earth
Terminals with 1 x USB Type A & 1 x USB Type C**



DSL186



DSL286



DSL386



DSL486



DSL686



DSL886



DSL11-86



DSL12-86

- 1 x 3A / 1 x 2.4A
- Compliant with BS 1363-2
BS 5733 & BS EN 60950-1
- **Dimensions:**
2 Gang: 146 x 86mm

Code	Description
DSL186	Satin Chrome, White Insert
DSL286	Satin Chrome, Black Insert
DSL386	Polished Chrome, White Insert
DSL486	Black Nickel, Black Insert
DSL686	Antique Brass, Black Insert
DSL886	Satin Brass, Black Insert
DSL11-86	Matt Black, Black Insert
DSL12-86	Dark Bronze, Black Insert

13A USB Socket Outlets - 2 Gang Switched SP Outboard Rockers + 2 Earth Terminals with 2 x USB Type C



DSL168



DSL268



DSL368



DSL468



DSL668



DSL868

- 2 x 3A
- Compliant with BS 1363-2
BS 5733 & BS EN 60950-1
- **Dimensions:**
2 Gang: 146 x 86mm

Code	Description
DSL168	Satin Chrome, White Insert
DSL268	Satin Chrome, Black Insert
DSL368	Polished Chrome, White Insert
DSL468	Black Nickel, Black Insert
DSL668	Antique Brass, Black Insert
DSL868	Satin Brass, Black Insert
DSL11-68	Matt Black, Black Insert
DSL12-68	Dark Bronze, Black Insert



DSL11-68



DSL12-68



13A Floor Sockets - 1 Gang Unswitched



- Compliant with BS 1363-2
- Hinged safety cover ideal for public spaces
- Flat plate to sit seamlessly within a floor surface
- **Dimensions:**
1 Gang: 105 x 86mm

Code	Description
LG9143SNAP-FSCW	Satin Chrome, White Insert
LG9143SNAP-FSCB	Satin Chrome, Black Insert

13A Floor Sockets - 2 Gang Unswitched



- Compliant with BS 1363-2
- Hinged safety cover ideal for public spaces
- Flat plate to sit seamlessly within a floor surface
- **Dimensions:**
1 Gang: 105 x 145mm

Code	Description
LG9142SNAP-FSCW	Satin Chrome, White Insert
LG9142SNAP-FSCB	Satin Chrome, Black Insert

2A Round Pin Socket Outlets with Shutters - 1 Gang 3 Pin



DSL125



DSL225



DSL325



DSL425



DSL625

- Compliant with BS 546
- **Dimensions:**
1 Gang: 86 x 86mm



DSL825



DSL11-25



DSL12-25

Code	Description
DSL125	Satin Chrome, White Insert
DSL225	Satin Chrome, Black Insert
DSL325	Polished Chrome, White Insert
DSL425	Black Nickel, Black Insert
DSL625	Antique Brass, Black Insert
DSL825	Satin Brass, Black Insert
DSL11-25	Matt Black, Black Insert
DSL12-25	Dark Bronze, Black Insert

5A Round Pin Socket Outlets with Shutters - 1 Gang 3 Pin



DSL126



DSL226



DSL326



DSL426



DSL626

- Compliant with BS 546
- **Dimensions:**
1 Gang: 86 x 86mm



DSL826



DSL11-26



DSL12-26

Code	Description
DSL126	Satin Chrome, White Insert
DSL226	Satin Chrome, Black Insert
DSL326	Polished Chrome, White Insert
DSL426	Black Nickel, Black Insert
DSL626	Antique Brass, Black Insert
DSL826	Satin Brass, Black Insert
DSL11-26	Matt Black, Black Insert
DSL12-26	Dark Bronze, Black Insert



DSL127



DSL227



DSL327



DSL427



DSL627



DSL827



DSL11-27



DSL12-27

- Compliant with BS 1363-4
- ASTA approved
- Metal fuse cover
- **Dimensions:**
1 Gang: 86 x 86mm

Code	Description
DSL127	Satin Chrome, White Insert 
DSL227	Satin Chrome, Black Insert 
DSL327	Polished Chrome, White Insert 
DSL427	Black Nickel, Black Insert 
DSL627	Antique Brass, Black Insert 
DSL827	Satin Brass, Black Insert 
DSL11-27	Matt Black, Black Insert 
DSL12-27	Dark Bronze, Black Insert 

13A Fused Connection Units - DP Switched



DSL128



DSL228




DSL328



DSL428



DSL628



DSL828





DSL11-28



DSL12-28

- Compliant with BS 1363-4
- ASTA approved
- Metal fuse cover
- **Dimensions:**
1 Gang: 86 x 86mm

Code	Description
DSL128	Satin Chrome, White Insert 
DSL228	Satin Chrome, Black Insert 
DSL328	Polished Chrome, White Insert 
DSL428	Black Nickel, Black Insert 
DSL628	Antique Brass, Black Insert 
DSL828	Satin Brass, Black Insert 
DSL11-28	Matt Black, Black Insert 
DSL12-28	Dark Bronze, Black Insert 



DSL129



DSL229



DSL329





DSL429



DSL629

- Compliant with BS 1363-4
- ASTA approved
- Metal fuse cover
- **Dimensions:**
1 Gang: 86 x 86mm

Code	Description
DSL129	Satin Chrome, White Insert 
DSL229	Satin Chrome, Black Insert 
DSL329	Polished Chrome, White Insert 
DSL429	Black Nickel, Black Insert 
DSL629	Antique Brass, Black Insert 
DSL829	Satin Brass, Black Insert 
DSL11-29	Matt Black, Black Insert 
DSL12-29	Dark Bronze, Black Insert 



DSL829



DSL11-29



DSL12-29





DSL190



DSL290




DSL390



DSL490



DSL690



DSL890



DSL11-90



DSL12-90

- Compliant with BS 1363-4
- Metal fuse cover
- **Dimensions:**
1 Gang: 86 x 86mm

Code	Description
DSL190	Satin Chrome, White Insert
DSL290	Satin Chrome, Black Insert
DSL390	Polished Chrome, White Insert
DSL490	Black Nickel, Black Insert
DSL690	Antique Brass, Black Insert
DSL890	Satin Brass, Black Insert
DSL11-90	Matt Black, Black Insert
DSL12-90	Dark Bronze, Black Insert

13A Fused Connection Units - DP Switched with Neon & Flex



DSL130



DSL230




DSL330



DSL430



DSL630



DSL830











DSL11-30



DSL12-30

- Compliant with BS 1363-4
- ASTA approved
- Metal fuse cover
- **Dimensions:**
1 Gang: 86 x 86mm

Code	Description
DSL130	Satin Chrome, White Insert 
DSL230	Satin Chrome, Black Insert 
DSL330	Polished Chrome, White Insert 
DSL430	Black Nickel, Black Insert 
DSL630	Antique Brass, Black Insert 
DSL830	Satin Brass, Black Insert 
DSL11-30	Matt Black, Black Insert 
DSL12-30	Dark Bronze, Black Insert 



DSL149



DSL249



DSL349



DSL449



DSL649



DSL849

- Compliant with BS 4177 & BS 1363-2
- **Dimensions:**
2 Gang: 146 x 86mm

Code	Description
DSL149	Satin Chrome, White Insert
DSL249	Satin Chrome, Black Insert
DSL349	Polished Chrome, White Insert
DSL449	Black Nickel, Black Insert
DSL649	Antique Brass, Black Insert
DSL849	Satin Brass, Black Insert
DSL11-49	Matt Black, Black Insert
DSL12-49	Dark Bronze, Black Insert



DSL11-49



DSL12-49





DSL131



DSL231




DSL331



DSL431



DSL631



DSL831



DSL11-31



DSL12-31

- Compliant with BS 4177 & BS 1363-2
- **Dimensions:**
2 Gang: 146 x 86mm

Code	Description
DSL131	Satin Chrome, White Insert
DSL231	Satin Chrome, Black Insert
DSL331	Polished Chrome, White Insert
DSL431	Black Nickel, Black Insert
DSL631	Antique Brass, Black Insert
DSL831	Satin Brass, Black Insert
DSL11-31	Matt Black, Black Insert
DSL12-31	Dark Bronze, Black Insert





DSL146



DSL246



DSL346



DSL446



DSL646

- Compliant with BS 5733
- **Dimensions:**
1 Gang: 86 x 86mm

Code	Description
DSL146	Satin Chrome, White Insert
DSL246	Satin Chrome, Black Insert
DSL346	Polished Chrome, White Insert
DSL446	Black Nickel, Black Insert
DSL646	Antique Brass, Black Insert
DSL846	Satin Brass, Black Insert
DSL11-46	Matt Black, Black Insert
DSL12-46	Dark Bronze, Black Insert



DSL846



DSL11-46



DSL12-46





DSL132



DSL232



DSL332



DSL432



DSL632



DSL832



DSL11-32



DSL12-32

- Compliant with BS EN 60669-1
- **Dimensions:**
2 Gang: 86 x 146mm

Code	Description
DSL132	Satin Chrome, White Insert
DSL232	Satin Chrome, Black Insert
DSL332	Polished Chrome, White Insert
DSL432	Black Nickel, Black Insert
DSL632	Antique Brass, Black Insert
DSL832	Satin Brass, Black Insert
DSL11-32	Matt Black, Black Insert
DSL12-32	Dark Bronze, Black Insert



TV/FM Sockets - 1 Gang TV/FM Coaxial/Aerial



DSL133



DSL233



DSL333



DSL433



DSL633

- Suitable for use with VHF/UHF & Cable TV signals
- Compliant with BS 3041-7
- **Dimensions:**
1 Gang: 86 x 86mm

Code	Description
DSL133	Satin Chrome, White Insert
DSL233	Satin Chrome, Black Insert
DSL333	Polished Chrome, White Insert
DSL433	Black Nickel, Black Insert
DSL633	Antique Brass, Black Insert
DSL833	Satin Brass, Black Insert
DSL11-33	Matt Black, Black Insert
DSL12-33	Dark Bronze, Black Insert



DSL833



DSL11-33



DSL12-33

TV/FM Sockets - 2 Gang TV/FM Coaxial/Aerial



DSL134



DSL234



DSL334



DSL434



DSL634

- Suitable for use with VHF/UHF & Cable TV signals
- Compliant with BS 3041-7
- **Dimensions:**
1 Gang: 86 x 86mm

Code	Description
DSL134	Satin Chrome, White Insert
DSL234	Satin Chrome, Black Insert
DSL334	Polished Chrome, White Insert
DSL434	Black Nickel, Black Insert
DSL634	Antique Brass, Black Insert
DSL834	Satin Brass, Black Insert
DSL11-34	Matt Black, Black Insert
DSL12-34	Dark Bronze, Black Insert



DSL834



DSL11-34



DSL12-34



DSL135



DSL235



DSL335



DSL435



DSL635



DSL835



DSL11-35



DSL12-35

- Suitable for use with VHF/UHF & Cable TV signals
- Compliant with BS 3041-7
- **Dimensions:**
1 Gang: 86 x 86mm

Code	Description
DSL135	Satin Chrome, White Insert
DSL235	Satin Chrome, Black Insert
DSL335	Polished Chrome, White Insert
DSL435	Black Nickel, Black Insert
DSL635	Antique Brass, Black Insert
DSL835	Satin Brass, Black Insert
DSL11-35	Matt Black, Black Insert
DSL12-35	Dark Bronze, Black Insert





DSL145



DSL245



DSL345



DSL445



DSL645

- Suitable for use with VHF/UHF & Cable TV signals
- Compliant with BS 3041-7
- **Dimensions:**
1 Gang: 86 x 86mm



DSL845



DSL11-45



DSL12-45

Code	Description
DSL145	Satin Chrome, White Insert
DSL245	Satin Chrome, Black Insert
DSL345	Polished Chrome, White Insert
DSL445	Black Nickel, Black Insert
DSL645	Antique Brass, Black Insert
DSL845	Satin Brass, Black Insert
DSL11-45	Matt Black, Black Insert
DSL12-45	Dark Bronze, Black Insert





DSL136



DSL236



DSL336



DSL436



DSL636



DSL836



DSL11-36



DSL12-36

- Suitable for use with VHF/UHF & Cable TV signals
- Compliant with BS 3041-7
- **Dimensions:**
1 Gang: 86 x 86mm

Code	Description
DSL136	Satin Chrome, White Insert
DSL236	Satin Chrome, Black Insert
DSL336	Polished Chrome, White Insert
DSL436	Black Nickel, Black Insert
DSL636	Antique Brass, Black Insert
DSL836	Satin Brass, Black Insert
DSL11-36	Matt Black, Black Insert
DSL12-36	Dark Bronze, Black Insert

Satellite & TV/FM Sockets - 1 Gang F-Type Satellite + 2 Gang TV/FM Coaxial/Aerial



DSL137



DSL237



DSL337



DSL437



DSL637



DSL837



DSL11-37



DSL12-37

- Suitable for use with VHF/UHF & Cable TV signals
- Compliant with BS 3041-7
- **Dimensions:**
1 Gang: 86 x 86mm

Code	Description
DSL137	Satin Chrome, White Insert
DSL237	Satin Chrome, Black Insert
DSL337	Polished Chrome, White Insert
DSL437	Black Nickel, Black Insert
DSL637	Antique Brass, Black Insert
DSL837	Satin Brass, Black Insert
DSL11-37	Matt Black, Black Insert
DSL12-37	Dark Bronze, Black Insert



DSL138



DSL238



DSL338



DSL438



DSL638

- Compliant with BS 6312-2-2 & BS EN 50173-1
- **Dimensions:**
1 Gang: 86 x 86mm

Code	Description
DSL138	Satin Chrome, White Insert
DSL238	Satin Chrome, Black Insert
DSL338	Polished Chrome, White Insert
DSL438	Black Nickel, Black Insert
DSL638	Antique Brass, Black Insert
DSL838	Satin Brass, Black Insert
DSL11-38	Matt Black, Black Insert
DSL12-38	Dark Bronze, Black Insert



DSL838



DSL11-38



DSL12-38

Communication / Data Sockets - 1 Gang Secondary



DSL139



DSL239



DSL339



DSL439



DSL639

- Compliant with BS 6312-2-2 & BS EN 50173-1
- **Dimensions:**
1 Gang: 86 x 86mm

Code	Description
DSL139	Satin Chrome, White Insert
DSL239	Satin Chrome, Black Insert
DSL339	Polished Chrome, White Insert
DSL439	Black Nickel, Black Insert
DSL639	Antique Brass, Black Insert
DSL839	Satin Brass, Black Insert
DSL11-39	Matt Black, Black Insert
DSL12-39	Dark Bronze, Black Insert



DSL839



DSL11-39



DSL12-39



DSL140



DSL240



DSL340



DSL440



DSL640



DSL840



DSL11-40



DSL12-40

- Compliant with BS 6312-2-2 & BS EN 50173-1
- **Dimensions:**
1 Gang: 86 x 86mm

Code	Description
DSL140	Satin Chrome, White Insert
DSL240	Satin Chrome, Black Insert
DSL340	Polished Chrome, White Insert
DSL440	Black Nickel, Black Insert
DSL640	Antique Brass, Black Insert
DSL840	Satin Brass, Black Insert
DSL11-40	Matt Black, Black Insert
DSL12-40	Dark Bronze, Black Insert





DSL141



DSL241



DSL341



DSL441



DSL641

- Compliant with BS 6312-2-2 & BS EN 50173-1
- **Dimensions:**
1 Gang: 86 x 86mm



DSL841



DSL11-41



DSL12-41

Code	Description
DSL141	Satin Chrome, White Insert
DSL241	Satin Chrome, Black Insert
DSL341	Polished Chrome, White Insert
DSL441	Black Nickel, Black Insert
DSL641	Antique Brass, Black Insert
DSL841	Satin Brass, Black Insert
DSL11-41	Matt Black, Black Insert
DSL12-41	Dark Bronze, Black Insert





DSL144



DSL244



DSL344



DSL444



DSL644



DSL844



DSL11-44

- Compliant with BS 6312-2-2 & BS EN 50173-1
- **Dimensions:**
1 Gang: 86 x 86mm

Code	Description
DSL144	Satin Chrome, White Insert
DSL244	Satin Chrome, Black Insert
DSL344	Polished Chrome, White Insert
DSL444	Black Nickel, Black Insert
DSL644	Antique Brass, Black Insert
DSL844	Satin Brass, Black Insert
DSL11-44	Matt Black, Black Insert



Blanking Plates - 1 Gang



DSL142



DSL342



DSL442



DSL642



DSL842

Code	Description
DSL142	Satin Chrome
DSL342	Polished Chrome
DSL442	Black Nickel
DSL642	Antique Brass
DSL842	Satin Brass
DSL11-42	Matt Black
DSL12-42	Dark Bronze, Black Insert



DSL11-42



DSL12-42

- Compliant with BS 5733
- **Dimensions:**
1 Gang: 86 x 86mm

Blanking Plates - 2 Gang



DSL143



DSL343



DSL443



DSL643



DSL843



DSL11-43


Code	Description
DSL143	Satin Chrome
DSL343	Polished Chrome
DSL443	Black Nickel
DSL643	Antique Brass
DSL843	Satin Brass
DSL11-43	Matt Black
DSL12-43	Dark Bronze, Black Insert



DSL12-43

- Compliant with BS 5733
- **Dimensions:**
2 Gang: 146 x 86mm

Spacers - 1 Gang (for use with 5M plates)



LG871



LG872



LG873



LG874



LG875



LG876



LG877

- Enables more room for cables behind face plate
- Spacers have a 10mm depth
- Compliant with BS 5733
- **Dimensions:**
1 Gang: 86 x 86mm

Code	Description
LG871	Satin Chrome
LG872	Polished Chrome
LG873	Black Nickel
LG874	Antique Brass
LG875	Satin Brass
LG876	Matt Black
LG877	Dark Bronze, Black Insert

Spacers - 2 Gang (for use with 5M plates)



LG879




LG880



LG881



LG882



LG883



LG884



LG885

- Enables more room for cables behind face plate
- Spacers have a 10mm depth
- Compliant with BS 5733
- **Dimensions:**
2 Gang: 146 x 86mm

Code	Description
LG879	Satin Chrome
LG880	Polished Chrome
LG881	Black Nickel
LG882	Antique Brass
LG883	Satin Brass
LG884	Matt Black
LG885	Dark Bronze, Black Insert



5M-PLUS Screwless Decorative Wiring Accessories

Product	Page	Product	Page
10A Plate Switches	206-208	Round Pin Socket Outlets	231
10A Toggle Switches	211-212	13A Fused Connection Units	232-234
LED Dimmers	213-214	32A Hotel Key Cards	234
LED Dimmer Module	215	45A Cooker Units	235
Dummy Dimmer Modules	215	Cable Outlet / Connectors	236
Empty Dimmer Plates	216-217	Shaver Supply Units	237
20A DP Switches	218	TV/FM & Satellite Sockets	238-241
45A DP Switches	219-221	Communication / Data Sockets	242-245
13A Socket Outlets	222-225	Blanking Plates	246
13A USB Socket Outlets	226-230	Spacers	247



The Selectric 5M-PLUS is our first screwless design. Featuring a smooth plate with integral gasket, these accessories are easy to install with a simple clip on metal cover.

A recent overhaul to the 5M-PLUS packaging has resulted in less plastic waste to lower carbon emissions and help protect the environment. Selectric made a resolution to reduce the total amount of plastic used in the manufacturing process, and because of this the products now come in PP5 recyclable bags, with the heavier products such as 2 gang USB sockets and shaver units being presented in biodegradable cardboard inner boxes.

- Slim 5mm depth plate.
- Integral gasket to prevent moisture transfer.
- Metal rockers for a stylish finish.
- LED neons.
- Clip on front plates.
- Up to 15 years guarantee.
- 5M-PLUS products are also available in the GRID360 range and the Euro Media range offering thousands of possible switch combinations.



5M-PLUS products also available in the GRID360 & Euro Media range



10A Plate Switches - 1 Gang 2 Way - X-Rated



5MPLUS-701



5MPLUS-201



5MPLUS-101



5MPLUS-601



5MPLUS-801

- Compliant with BS EN 60669-1
- X-Rated for fluorescent or inductive loads
- **Dimensions:**
1 Gang: 86 x 86mm



5MPLUS-901



5MPLUS-12-01

Code	Description
5MPLUS-701	Satin Chrome, White Insert
5MPLUS-201	Satin Chrome, Black Insert
5MPLUS-101	Satin Chrome, Grey Insert
5MPLUS-601	Antique Brass, Black Insert
5MPLUS-801	Matt Black, Black Insert
5MPLUS-901	Matt White, White Insert
5MPLUS-12-01	Dark Bronze, Black Insert

10A Plate Switches - 2 Gang 2 Way - X-Rated



5MPLUS-702



5MPLUS-202



5MPLUS-102



5MPLUS-602



5MPLUS-802

- Compliant with BS EN 60669-1
- X-Rated for fluorescent or inductive loads
- **Dimensions:**
1 Gang: 86 x 86mm



5MPLUS-902



5MPLUS-12-02

Code	Description
5MPLUS-702	Satin Chrome, White Insert
5MPLUS-202	Satin Chrome, Black Insert
5MPLUS-102	Satin Chrome, Grey Insert
5MPLUS-602	Antique Brass, Black Insert
5MPLUS-802	Matt Black, Black Insert
5MPLUS-902	Matt White, White Insert
5MPLUS-12-02	Dark Bronze, Black Insert

10A Plate Switches - 3 Gang 2 Way - X-Rated



5MPLUS-703



5MPLUS-203



5MPLUS-103



5MPLUS-603



5MPLUS-803



5MPLUS-903



5MPLUS-12-03

- Compliant with BS EN 60669-1
- X-Rated for fluorescent or inductive loads
- **Dimensions:**
1 Gang: 86 x 86mm

Code	Description
5MPLUS-703	Satin Chrome, White Insert
5MPLUS-203	Satin Chrome, Black Insert
5MPLUS-103	Satin Chrome, Grey Insert
5MPLUS-603	Antique Brass, Black Insert
5MPLUS-803	Matt Black, Black Insert
5MPLUS-903	Matt White, White Insert
5MPLUS-12-03	Dark Bronze, Black Insert

10A Plate Switches - 4 Gang 2 Way - X-Rated



5MPLUS-704



5MPLUS-204



5MPLUS-104



5MPLUS-604



5MPLUS-804



5MPLUS-904



5MPLUS-12-04

- Compliant with BS EN 60669-1
- X-Rated for fluorescent or inductive loads
- **Dimensions:**
2 Gang: 146 x 86mm

Code	Description
5MPLUS-704	Satin Chrome, White Insert
5MPLUS-204	Satin Chrome, Black Insert
5MPLUS-104	Satin Chrome, Grey Insert
5MPLUS-604	Antique Brass, Black Insert
5MPLUS-804	Matt Black, Black Insert
5MPLUS-904	Matt White, White Insert
5MPLUS-12-04	Dark Bronze, Black Insert



5MPLUS-705



5MPLUS-205



5MPLUS-105



5MPLUS-605



5MPLUS-805



5MPLUS-905

- Compliant with BS EN 60669-1
- X-Rated for fluorescent or inductive loads
- **Dimensions:**
2 Gang: 146 x 86mm



5MPLUS-12-05

Code	Description
5MPLUS-705	Satin Chrome, White Insert
5MPLUS-205	Satin Chrome, Black Insert
5MPLUS-105	Satin Chrome, Grey Insert
5MPLUS-605	Antique Brass, Black Insert
5MPLUS-805	Matt Black, Black Insert
5MPLUS-905	Matt White, White Insert
5MPLUS-12-05	Dark Bronze, Black Insert



10A Plate Switches - Push Switch "PRESS" - X-Rated



5MPLUS-706



5MPLUS-206



5MPLUS-106



5MPLUS-606



5MPLUS-806



5MPLUS-906



5MPLUS-12-06

- Compliant with BS EN 60669-1
- X-Rated for fluorescent or inductive loads
- **Dimensions:**
1 Gang: 86 x 86mm

Code	Description
5MPLUS-706	Satin Chrome, White Insert
5MPLUS-206	Satin Chrome, Black Insert
5MPLUS-106	Satin Chrome, Grey Insert
5MPLUS-606	Antique Brass, Black Insert
5MPLUS-806	Matt Black, Black Insert
5MPLUS-906	Matt White, White Insert
5MPLUS-12-06	Dark Bronze, Black Insert

10A Plate Switches - 1 Gang Intermediate - X-Rated



5MPLUS-707



5MPLUS-207



5MPLUS-107



5MPLUS-607



5MPLUS-807



5MPLUS-907



5MPLUS-12-07

- Compliant with BS EN 60669-1
- X-Rated for fluorescent or inductive loads
- **Dimensions:**
1 Gang: 86 x 86mm

Code	Description
5MPLUS-707	Satin Chrome, White Insert
5MPLUS-207	Satin Chrome, Black Insert
5MPLUS-107	Satin Chrome, Grey Insert
5MPLUS-607	Antique Brass, Black Insert
5MPLUS-807	Matt Black, Black Insert
5MPLUS-907	Matt White, White Insert
5MPLUS-12-07	Dark Bronze, Black Insert



5MPLUS-708



5MPLUS-208



5MPLUS-108



5MPLUS-608



5MPLUS-808

- Compliant with BS EN 60669-1
- X-Rated for fluorescent or inductive loads
- **Dimensions:**
1 Gang: 86 x 86mm



5MPLUS-908



5MPLUS-12-08

Code	Description
5MPLUS-708	Satin Chrome, White Insert
5MPLUS-208	Satin Chrome, Black Insert
5MPLUS-108	Satin Chrome, Grey Insert
5MPLUS-608	Antique Brass, Black Insert
5MPLUS-808	Matt Black, Black Insert
5MPLUS-908	Matt White, White Insert
5MPLUS-12-08	Dark Bronze, Black Insert



10A Toggle Switches - 1 Gang 2 Way



5MPLUS-TOG-1



5MPLUS-TOG-21



5MPLUS-TOG-17



5MPLUS-TOG-9



5MPLUS-TOG-25

- Compliant with BS EN 60669-1
- **Dimensions:**
1 Gang: 86 x 86mm

Code	Description
5MPLUS-TOG-1	Satin Chrome
5MPLUS-TOG-21	Antique Brass
5MPLUS-TOG-17	Matt Black
5MPLUS-TOG-9	Matt White
5MPLUS-TOG-25	Dark Bronze

10A Toggle Switches - 2 Gang 2 Way



5MPLUS-TOG-2



5MPLUS-TOG-22



5MPLUS-TOG-18



5MPLUS-TOG-10



5MPLUS-TOG-26

- Compliant with BS EN 60669-1
- **Dimensions:**
1 Gang: 86 x 86mm

Code	Description
5MPLUS-TOG-2	Satin Chrome
5MPLUS-TOG-22	Antique Brass
5MPLUS-TOG-18	Matt Black
5MPLUS-TOG-10	Matt White
5MPLUS-TOG-26	Dark Bronze

10A Toggle Switches - 3 Gang 2 Way



5MPLUS-TOG-3



5MPLUS-TOG-23



5MPLUS-TOG-19



5MPLUS-TOG-11



5MPLUS-TOG-27

- Compliant with BS EN 60669-1
- **Dimensions:**
1 Gang: 86 x 86mm

Code	Description
5MPLUS-TOG-3	Satin Chrome
5MPLUS-TOG-23	Antique Brass
5MPLUS-TOG-19	Matt Black
5MPLUS-TOG-11	Matt White
5MPLUS-TOG-27	Dark Bronze

10A Toggle Switches - 4 Gang 2 Way



5MPLUS-TOG-4



5MPLUS-TOG-24



5MPLUS-TOG-20



5MPLUS-TOG-12



5MPLUS-TOG-28

Code	Description
5MPLUS-TOG-4	Satin Chrome
5MPLUS-TOG-24	Antique Brass
5MPLUS-TOG-20	Matt Black
5MPLUS-TOG-12	Matt White
5MPLUS-TOG-28	Dark Bronze

- Compliant with BS EN 60669-1
- **Dimensions:**
2 Gang: 146 x 86mm

10A Toggle Switches - 1 Gang Intermediate



5MPLUS-778



5MPLUS-278



5MPLUS-178



5MPLUS-678



5MPLUS-878

- Compliant with BS EN 60669-1
- **Dimensions:**
1 Gang: 86 x 86mm



5MPLUS-978



5MPLUS-12-78

Code	Description
5MPLUS-778	Satin Chrome, White Insert
5MPLUS-278	Satin Chrome, Black Insert
5MPLUS-178	Satin Chrome, Grey Insert
5MPLUS-678	Antique Brass, Black Insert
5MPLUS-878	Matt Black, Black Insert
5MPLUS-978	Matt White, White Insert
5MPLUS-12-78	Dark Bronze, Black Insert

LED Dimmers - 5-100W - 1 Gang 2 Way



5MPLUS-164



5MPLUS-664



5MPLUS-864



5MPLUS-964



5MPLUS-12-64

Code	Description
5MPLUS-164	Satin Chrome
5MPLUS-664	Antique Brass
5MPLUS-864	Matt Black
5MPLUS-964	Matt White
5MPLUS-12-64	Dark Bronze

- Suitable for Leading & Trailing Edge LED Lamps
- Compliant with BS EN 60669-1 & 2
- **Dimensions:**
1 Gang: 86 x 86mm

LED Dimmers - 5-100W - 2 Gang 2 Way



5MPLUS-165



5MPLUS-665



5MPLUS-865



5MPLUS-965



5MPLUS-12-65

Code	Description
5MPLUS-165	Satin Chrome
5MPLUS-665	Antique Brass
5MPLUS-865	Matt Black
5MPLUS-965	Matt White
5MPLUS-12-65	Dark Bronze

- Suitable for Leading & Trailing Edge LED Lamps
- Compliant with BS EN 60669-1 & 2
- **Dimensions:**
1 Gang: 86 x 86mm



LED Dimmers - 5-100W - 3 Gang 2 Way



5MPLUS-166



5MPLUS-666



5MPLUS-866



5MPLUS-966



5MPLUS-12-66

Code	Description
5MPLUS-166	Satin Chrome
5MPLUS-666	Antique Brass
5MPLUS-866	Matt Black
5MPLUS-966	Matt White
5MPLUS-12-66	Dark Bronze

- Suitable for Leading & Trailing Edge LED Lamps
- Compliant with BS EN 60669-1 & 2
- **Dimensions:**
2 Gang: 146 x 86mm

LED Dimmers - 5-100W - 4 Gang 2 Way



5MPLUS-167



5MPLUS-667



5MPLUS-867



5MPLUS-967



5MPLUS-12-67

Code	Description
5MPLUS-167	Satin Chrome
5MPLUS-667	Antique Brass
5MPLUS-867	Matt Black
5MPLUS-967	Matt White
5MPLUS-12-67	Dark Bronze

- Suitable for Leading & Trailing Edge LED Lamps
- Compliant with BS EN 60669-1 & 2
- **Dimensions:**
2 Gang: 146 x 86mm



SL-100D



SL-100D
(front)



SL-100D
(side)



SL-100D
(back)

- Suitable for use with up to 100W dimmable LED lamps and 150W incandescent and halogen lamps
- The latest technology ensures there is no flickering at the maximum level
- Fits most empty dimmer plates
- Minimum back box size of 25mm
- Not compatible with the GRID360 range
- **Dimensions:**
23mm wide x 54mm tall x 23mm depth (excl. knob)

Code	Description
SL-100D	5-100W LED Module

Dummy Dimmer Modules



SL-200DD



SL-200DD
(front)



SL-200DD
(side)



SL-300DD



SL-300DD
(front)



SL-300DD
(side)

- Fits most empty dimmer plates
- Minimum back box size of 25mm
- Also compatible with the GRID360 range
- **Dimensions:**
SL-200DD: 23mm wide x 54mm tall x 23mm depth (excl. knob)
SL-300DD: 23mm wide x 58mm tall x 23mm depth (excl. knob)

Code	Description
SL-200DD	6A Dummy Dimmer Module - 2 Way
SL-300DD	6A Intermediate Dummy Dimmer Module - 3 Way

Empty Dimmer Plates - 1 Gang with Knob



5MPLUS-170



5MPLUS-670



5MPLUS-870



5MPLUS-970



5MPLUS-12-70

- Compatible with most dimmer modules
- Compliant with BS 5733
- **Dimensions:**
1 Gang: 86 x 86mm

Code	Description
5MPLUS-170	Satin Chrome
5MPLUS-670	Antique Brass
5MPLUS-870	Matt Black
5MPLUS-970	Matt White
5MPLUS-12-70	Dark Bronze

Empty Dimmer Plates - 2 Gang with Knobs



5MPLUS-171



5MPLUS-671



5MPLUS-871



5MPLUS-971



5MPLUS-12-71

- Compatible with most dimmer modules
- Compliant with BS 5733
- **Dimensions:**
1 Gang: 86 x 86mm

Code	Description
5MPLUS-171	Satin Chrome
5MPLUS-671	Antique Brass
5MPLUS-871	Matt Black
5MPLUS-971	Matt White
5MPLUS-12-71	Dark Bronze

Empty Dimmer Plates - 3 Gang with Knobs



5MPLUS-172



5MPLUS-672



5MPLUS-872



5MPLUS-972



5MPLUS-12-72

- Compatible with most dimmer modules
- Compliant with BS 5733
- **Dimensions:**
2 Gang: 146 x 86mm

Code	Description
5MPLUS-172	Satin Chrome
5MPLUS-672	Antique Brass
5MPLUS-872	Matt Black
5MPLUS-972	Matt White
5MPLUS-12-72	Dark Bronze

Empty Dimmer Plates - 4 Gang with Knobs



5MPLUS-173



5MPLUS-673



5MPLUS-873



5MPLUS-973



5MPLUS-12-73

- Compatible with most dimmer modules
- Compliant with BS 5733
- **Dimensions:**
2 Gang: 146 x 86mm

Code	Description
5MPLUS-173	Satin Chrome
5MPLUS-673	Antique Brass
5MPLUS-873	Matt Black
5MPLUS-973	Matt White
5MPLUS-12-73	Dark Bronze

20A DP Switches - 1 Gang Plate



5MPLUS-715



5MPLUS-215



5MPLUS-115



5MPLUS-615



5MPLUS-815

- Compliant with BS EN 60669-1
- **Dimensions:**
1 Gang: 86 x 86mm



5MPLUS-915



5MPLUS-12-15

Code	Description
5MPLUS-715	Satin Chrome, White Insert
5MPLUS-215	Satin Chrome, Black Insert
5MPLUS-115	Satin Chrome, Grey Insert
5MPLUS-615	Antique Brass, Black Insert
5MPLUS-815	Matt Black, Black Insert
5MPLUS-915	Matt White, White Insert
5MPLUS-12-15	Dark Bronze, Black Insert

20A DP Switches - 1 Gang Plate with Neon



5MPLUS-716



5MPLUS-216



5MPLUS-116



5MPLUS-616



5MPLUS-816

- Compliant with BS EN 60669-1
- LED neon
- **Dimensions:**
1 Gang: 86 x 86mm



5MPLUS-916



5MPLUS-12-16

Code	Description
5MPLUS-716	Satin Chrome, White Insert
5MPLUS-216	Satin Chrome, Black Insert
5MPLUS-116	Satin Chrome, Grey Insert
5MPLUS-616	Antique Brass, Black Insert
5MPLUS-816	Matt Black, Black Insert
5MPLUS-916	Matt White, White Insert
5MPLUS-12-16	Dark Bronze, Black Insert

45A DP Switches - 1 Gang Plate



5MPLUS-747



5MPLUS-247



5MPLUS-147



5MPLUS-647



5MPLUS-847



5MPLUS-947



5MPLUS-12-47

- Compliant with BS EN 60669-1
- **Dimensions:**
1 Gang: 86 x 86mm

Code	Description
5MPLUS-747	Satin Chrome, White Insert
5MPLUS-247	Satin Chrome, Black Insert
5MPLUS-147	Satin Chrome, Grey Insert
5MPLUS-647	Antique Brass, Black Insert
5MPLUS-847	Matt Black, Black Insert
5MPLUS-947	Matt White, White Insert
5MPLUS-12-47	Dark Bronze, Black Insert

45A DP Switches - 1 Gang Plate with Neon



5MPLUS-717



5MPLUS-217



5MPLUS-117



5MPLUS-617



5MPLUS-817



5MPLUS-917



5MPLUS-12-17

- Compliant with BS EN 60669-1
- LED neon
- **Dimensions:**
1 Gang: 86 x 86mm

Code	Description
5MPLUS-717	Satin Chrome, White Insert
5MPLUS-217	Satin Chrome, Black Insert
5MPLUS-117	Satin Chrome, Grey Insert
5MPLUS-617	Antique Brass, Black Insert
5MPLUS-817	Matt Black, Black Insert
5MPLUS-917	Matt White, White Insert
5MPLUS-12-17	Dark Bronze, Black Insert



5MPLUS-748



5MPLUS-248



5MPLUS-148



5MPLUS-648



5MPLUS-848

- Compliant with BS EN 60669-1
- **Dimensions:**
2 Gang: 86 x 146mm

Code	Description
5MPLUS-748	Satin Chrome, White Insert
5MPLUS-248	Satin Chrome, Black Insert
5MPLUS-148	Satin Chrome, Grey Insert
5MPLUS-648	Antique Brass, Black Insert
5MPLUS-848	Matt Black, Black Insert
5MPLUS-948	Matt White, White Insert
5MPLUS-12-48	Dark Bronze, Black Insert



5MPLUS-948



5MPLUS-12-48





5MPLUS-718



5MPLUS-218



5MPLUS-118



5MPLUS-618



5MPLUS-818



5MPLUS-918



5MPLUS-12-18

- Compliant with BS EN 60669-1
- LED neon
- **Dimensions:**
2 Gang: 86 x 146mm

Code	Description
5MPLUS-718	Satin Chrome, White Insert
5MPLUS-218	Satin Chrome, Black Insert
5MPLUS-118	Satin Chrome, Grey Insert
5MPLUS-618	Antique Brass, Black Insert
5MPLUS-818	Matt Black, Black Insert
5MPLUS-918	Matt White, White Insert
5MPLUS-12-18	Dark Bronze, Black Insert



13A Socket Outlets - 1 Gang Switched DP



5MPLUS-721



5MPLUS-221



5MPLUS-121



5MPLUS-621



5MPLUS-821

Code	Description
5MPLUS-721	Satin Chrome, White Insert
5MPLUS-221	Satin Chrome, Black Insert
5MPLUS-121	Satin Chrome, Grey Insert
5MPLUS-621	Antique Brass, Black Insert
5MPLUS-821	Matt Black, Black Insert
5MPLUS-921	Matt White, White Insert
5MPLUS-12-21	Dark Bronze, Black Insert



5MPLUS-921



5MPLUS-12-21

- Compliant with BS 1363-2
- **Dimensions:**
1 Gang: 86 x 86mm

13A Socket Outlets - 2 Gang Switched SP



5MPLUS-751



5MPLUS-251



5MPLUS-151



5MPLUS-651



5MPLUS-851



5MPLUS-951

Code	Description
5MPLUS-751	Satin Chrome, White Insert
5MPLUS-251	Satin Chrome, Black Insert
5MPLUS-151	Satin Chrome, Grey Insert
5MPLUS-651	Antique Brass, Black Insert
5MPLUS-851	Matt Black, Black Insert
5MPLUS-951	Matt White, White Insert
5MPLUS-12-51	Dark Bronze, Black Insert



5MPLUS-12-51

- Compliant with BS 1363-2
- **Dimensions:**
2 Gang: 146 x 86mm



5MPLUS-722



5MPLUS-222



5MPLUS-122



5MPLUS-622



5MPLUS-822



5MPLUS-922



5MPLUS-12-22

- Compliant with BS 1363-2
- **Dimensions:**
2 Gang: 146 x 86mm

Code	Description
5MPLUS-722	Satin Chrome, White Insert
5MPLUS-222	Satin Chrome, Black Insert
5MPLUS-122	Satin Chrome, Grey Insert
5MPLUS-622	Antique Brass, Black Insert
5MPLUS-822	Matt Black, Black Insert
5MPLUS-922	Matt White, White Insert
5MPLUS-12-22	Dark Bronze, Black Insert





5MPLUS-723



5MPLUS-223



5MPLUS-123



5MPLUS-623



5MPLUS-823

Code	Description
5MPLUS-723	Satin Chrome, White Insert
5MPLUS-223	Satin Chrome, Black Insert
5MPLUS-123	Satin Chrome, Grey Insert
5MPLUS-623	Antique Brass, Black Insert
5MPLUS-823	Matt Black, Black Insert
5MPLUS-923	Matt White, White Insert
5MPLUS-12-23	Dark Bronze, Black Insert



5MPLUS-923



5MPLUS-12-23

- Compliant with BS 1363-2
- LED neon
- **Dimensions:**
1 Gang: 86 x 86mm





5MPLUS-724



5MPLUS-224



5MPLUS-124



5MPLUS-624



5MPLUS-824



5MPLUS-924



5MPLUS-12-24

- Compliant with BS 1363-2
- LED neons
- **Dimensions:**
2 Gang: 146 x 86mm

Code	Description
5MPLUS-724	Satin Chrome, White Insert
5MPLUS-224	Satin Chrome, Black Insert
5MPLUS-124	Satin Chrome, Grey Insert
5MPLUS-624	Antique Brass, Black Insert
5MPLUS-824	Matt Black, Black Insert
5MPLUS-924	Matt White, White Insert
5MPLUS-12-24	Dark Bronze, Black Insert



13A USB Socket Outlets - 1 Gang Switched with 1 x USB Type A Port



5MPLUS-760



5MPLUS-260



5MPLUS-160



5MPLUS-660



5MPLUS-860

- 1 x 2.1A
- Compliant with BS 1363-2
BS 5733 & BS EN 60950-1
- **Dimensions:**
1 Gang: 86 x 86mm



5MPLUS-960



5MPLUS-12-60

Code	Description
5MPLUS-760	Satin Chrome, White Insert
5MPLUS-260	Satin Chrome, Black Insert
5MPLUS-160	Satin Chrome, Grey Insert
5MPLUS-660	Antique Brass, Black Insert
5MPLUS-860	Matt Black, Black Insert
5MPLUS-960	Matt White, White Insert
5MPLUS-12-60	Dark Bronze, Black Insert

13A USB Socket Outlets - 1 Gang Switched with 1 x USB Type A & 1 X USB Type C



5MPLUS-788



5MPLUS-288



5MPLUS-188



5MPLUS-688



5MPLUS-888

- 1 x 2.4A / 1 x 3A
- Compliant with BS 1363-2,
BS 5733 & BS EN 60950-1
- **Dimensions:**
1 Gang: 86 x 86mm



5MPLUS-988



5MPLUS-12-88

Code	Description
5MPLUS-788	Satin Chrome, White Insert
5MPLUS-288	Satin Chrome, Black Insert
5MPLUS-188	Satin Chrome, Grey Insert
5MPLUS-688	Antique Brass, Black Insert
5MPLUS-888	Matt Black, Black Insert
5MPLUS-988	Matt White, White Insert
5MPLUS-12-88	Dark Bronze, Black Insert



5MPLUS-761



5MPLUS-261



5MPLUS-161



5MPLUS-661



5MPLUS-861



5MPLUS-961



5MPLUS-12-61

- 1 x 2.1A / 1 x 1A
- Compliant with BS 1363-2
BS 5733 & BS EN 60950-1
- **Dimensions:**
2 Gang: 146 x 86mm

Code	Description
5MPLUS-761	Satin Chrome, White Insert
5MPLUS-261	Satin Chrome, Black Insert
5MPLUS-161	Satin Chrome, Grey Insert
5MPLUS-661	Antique Brass, Black Insert
5MPLUS-861	Matt Black, Black Insert
5MPLUS-961	Matt White, White Insert
5MPLUS-12-61	Dark Bronze, Black Insert





5MPLUS-763



5MPLUS-263



5MPLUS-163



5MPLUS-663



5MPLUS-863



5MPLUS-963



5MPLUS-12-63

Code	Description
5MPLUS-763	Satin Chrome, White Insert
5MPLUS-263	Satin Chrome, Black Insert
5MPLUS-163	Satin Chrome, Grey Insert
5MPLUS-663	Antique Brass, Black Insert
5MPLUS-863	Matt Black, Black Insert
5MPLUS-963	Matt White, White Insert
5MPLUS-12-63	Dark Bronze, Black Insert

- 1 x 2.4A / 1 x 3A
- Compliant with BS 1363-2
BS 5733 & BS EN 60950-1
- **Dimensions:**
2 Gang: 146 x 86mm



**13A USB Socket Outlets - 2 Gang Switched SP Outboard Rockers + 2 Earth
Terminals with 1 x USB Type A & 1 x USB Type C**



5MPLUS-786



5MPLUS-286



5MPLUS-186



5MPLUS-686



5MPLUS-886



5MPLUS-986



5MPLUS-12-86

- 1 x 3A / 1 x 2.4A
- Compliant with BS 1363-2
BS 5733 & BS EN 60950-1
- **Dimensions:**
2 Gang: 146 x 86mm

Code	Description
5MPLUS-786	Satin Chrome, White Insert
5MPLUS-286	Satin Chrome, Black Insert
5MPLUS-186	Satin Chrome, Grey Insert
5MPLUS-686	Antique Brass, Black Insert
5MPLUS-886	Matt Black, Black Insert
5MPLUS-986	Matt White, White Insert
5MPLUS-12-86	Dark Bronze, Black Insert





5MPLUS-768



5MPLUS-268



5MPLUS-168



5MPLUS-668



5MPLUS-868



5MPLUS-968



5MPLUS-12-68

Code	Description
5MPLUS-768	Satin Chrome, White Insert
5MPLUS-268	Satin Chrome, Black Insert
5MPLUS-168	Satin Chrome, Grey Insert
5MPLUS-668	Antique Brass, Black Insert
5MPLUS-868	Matt Black, Black Insert
5MPLUS-968	Matt White, White Insert
5MPLUS-12-68	Dark Bronze, Black Insert

- 2 x 3A
- Compliant with BS 1363-2
BS 5733 & BS EN 60950-1
- **Dimensions:**
2 Gang: 146 x 86mm



2A Round Pin Socket Outlets with Shutters - 1 Gang 3 Pin



5MPLUS-725



5MPLUS-225



5MPLUS-125



5MPLUS-625



5MPLUS-825



5MPLUS-925



5MPLUS-12-25

- Compliant with BS 546
- **Dimensions:**
1 Gang: 86 x 86mm

Code	Description
5MPLUS-725	Satin Chrome, White Insert
5MPLUS-225	Satin Chrome, Black Insert
5MPLUS-125	Satin Chrome, Grey Insert
5MPLUS-625	Antique Brass, Black Insert
5MPLUS-825	Matt Black, Black Insert
5MPLUS-925	Matt White, White Insert
5MPLUS-12-25	Dark Bronze, Black Insert

5A Round Pin Socket Outlets with Shutters - 1 Gang 3 Pin



5MPLUS-726



5MPLUS-226



5MPLUS-126



5MPLUS-626



5MPLUS-826



5MPLUS-926



5MPLUS-12-26

- Compliant with BS 546
- **Dimensions:**
1 Gang: 86 x 86mm

Code	Description
5MPLUS-726	Satin Chrome, White Insert
5MPLUS-226	Satin Chrome, Black Insert
5MPLUS-126	Satin Chrome, Grey Insert
5MPLUS-626	Antique Brass, Black Insert
5MPLUS-826	Matt Black, Black Insert
5MPLUS-926	Matt White, White Insert
5MPLUS-12-26	Dark Bronze, Black Insert

13A Fused Connection Units - Unswitched



5MPLUS-727



5MPLUS-227



5MPLUS-127



5MPLUS-627



5MPLUS-827

- Compliant with BS 1363-4
- Metal fuse cover
- **Dimensions:**
1 Gang: 86 x 86mm



5MPLUS-927



5MPLUS-12-27

Code	Description
5MPLUS-727	Satin Chrome, White Insert
5MPLUS-227	Satin Chrome, Black Insert
5MPLUS-127	Satin Chrome, Grey Insert
5MPLUS-627	Antique Brass, Black Insert
5MPLUS-827	Matt Black, Black Insert
5MPLUS-927	Matt White, White Insert
5MPLUS-12-27	Dark Bronze, Black Insert

13A Fused Connection Units - DP Switched



5MPLUS-728



5MPLUS-228



5MPLUS-128



5MPLUS-628



5MPLUS-828

- Compliant with BS 1363-4
- Metal fuse cover
- **Dimensions:**
1 Gang: 86 x 86mm



5MPLUS-928



5MPLUS-12-28

Code	Description
5MPLUS-728	Satin Chrome, White Insert
5MPLUS-228	Satin Chrome, Black Insert
5MPLUS-128	Satin Chrome, Grey Insert
5MPLUS-628	Antique Brass, Black Insert
5MPLUS-828	Matt Black, Black Insert
5MPLUS-928	Matt White, White Insert
5MPLUS-12-28	Dark Bronze, Black Insert

13A Fused Connection Units - DP Switched with Neon



5MPLUS-729



5MPLUS-229



5MPLUS-129



5MPLUS-629



5MPLUS-829



5MPLUS-929



5MPLUS-12-29

- Compliant with BS 1363-4
- LED neon
- Metal fuse cover
- **Dimensions:**
1 Gang: 86 x 86mm

Code	Description
5MPLUS-729	Satin Chrome, White Insert
5MPLUS-229	Satin Chrome, Black Insert
5MPLUS-129	Satin Chrome, Grey Insert
5MPLUS-629	Antique Brass, Black Insert
5MPLUS-829	Matt Black, Black Insert
5MPLUS-929	Matt White, White Insert
5MPLUS-12-29	Dark Bronze, Black Insert

5M-PLUS 13A Fused Connection Units - DP Switched with Flex



5MPLUS-790



5MPLUS-290



5MPLUS-190



5MPLUS-690



5MPLUS-890



5MPLUS-990



5MPLUS-12-90

- Compliant with BS 1363-4
- Metal fuse cover
- **Dimensions:**
1 Gang: 86 x 86mm

Code	Description
5MPLUS-790	Satin Chrome, White Insert
5MPLUS-290	Satin Chrome, Black Insert
5MPLUS-190	Satin Chrome, Grey Insert
5MPLUS-690	Antique Brass, Black Insert
5MPLUS-890	Matt Black, Black Insert
5MPLUS-990	Matt White, White Insert
5MPLUS-12-90	Dark Bronze, Black Insert

13A Fused Connection Units - DP Switched with Neon & Flex



5MPLUS-730



5MPLUS-230



5MPLUS-130



5MPLUS-630



5MPLUS-830

- Compliant with BS 1363-4
- LED neon
- Metal fuse cover
- **Dimensions:**
1 Gang: 86 x 86mm



5MPLUS-930



5MPLUS-12-30

Code	Description
5MPLUS-730	Satin Chrome, White Insert
5MPLUS-230	Satin Chrome, Black Insert
5MPLUS-130	Satin Chrome, Grey Insert
5MPLUS-630	Antique Brass, Black Insert
5MPLUS-830	Matt Black, Black Insert
5MPLUS-930	Matt White, White Insert
5MPLUS-12-30	Dark Bronze, Black Insert

32A Hotel Key Cards



5MPLUS-784



5MPLUS-284



5MPLUS-184



5MPLUS-684



5MPLUS-884

- Compliant with BS EN 60669
- Backlit for operation in the dark
- Suitable for standard cards and credit cards 85.60mm x 53.98 mm
- **Dimensions:**
1 Gang: 86 x 86mm



5MPLUS-984



5MPLUS-12-84

Code	Description
5MPLUS-784	Satin Chrome, White Insert
5MPLUS-284	Satin Chrome, Black Insert
5MPLUS-184	Satin Chrome, Grey Insert
5MPLUS-684	Antique Brass, Black Insert
5MPLUS-884	Matt Black, Black Insert
5MPLUS-984	Matt White, White Insert
5MPLUS-12-84	Dark Bronze, Black Insert



5MPLUS-749



5MPLUS-249



5MPLUS-149



5MPLUS-649



5MPLUS-849



5MPLUS-949



5MPLUS-12-49

Code	Description
5MPLUS-749	Satin Chrome, White Insert
5MPLUS-249	Satin Chrome, Black Insert
5MPLUS-149	Satin Chrome, Grey Insert
5MPLUS-649	Antique Brass, Black Insert
5MPLUS-849	Matt Black, Black Insert
5MPLUS-949	Matt White, White Insert
5MPLUS-12-49	Dark Bronze, Black Insert

45A Cooker Units - with Switched 13A Socket and Neons



5MPLUS-731



5MPLUS-231



5MPLUS-131



5MPLUS-631



5MPLUS-831



5MPLUS-931



5MPLUS-12-31

Code	Description
5MPLUS-731	Satin Chrome, White Insert
5MPLUS-231	Satin Chrome, Black Insert
5MPLUS-131	Satin Chrome, Grey Insert
5MPLUS-631	Antique Brass, Black Insert
5MPLUS-831	Matt Black, Black Insert
5MPLUS-931	Matt White, White Insert
5MPLUS-12-31	Dark Bronze, Black Insert



5MPLUS-746



5MPLUS-246



5MPLUS-146



5MPLUS-646



5MPLUS-846

- Compliant with BS 5733
- **Dimensions:**
1 Gang: 86 x 86mm

Code	Description
5MPLUS-746	Satin Chrome, White Insert
5MPLUS-246	Satin Chrome, Black Insert
5MPLUS-146	Satin Chrome, Grey Insert
5MPLUS-646	Antique Brass, Black Insert
5MPLUS-846	Matt Black, Black Insert
5MPLUS-946	Matt White, White Insert
5MPLUS-12-46	Dark Bronze, Black Insert



5MPLUS-946



5MPLUS-12-46





5MPLUS-732



5MPLUS-232



5MPLUS-132



5MPLUS-632



5MPLUS-832



5MPLUS-932



5MPLUS-12-32

- Compliant with BS EN 60669-1
- **Dimensions:**
2 Gang: 86 x 146mm

Code	Description
5MPLUS-732	Satin Chrome, White Insert
5MPLUS-232	Satin Chrome, Black Insert
5MPLUS-132	Satin Chrome, Grey Insert
5MPLUS-632	Antique Brass, Black Insert
5MPLUS-832	Matt Black, Black Insert
5MPLUS-932	Matt White, White Insert
5MPLUS-12-32	Dark Bronze, Black Insert



TV/FM Sockets - 1 Gang TV/FM Coaxial/Aerial



5MPLUS-733



5MPLUS-233



5MPLUS-133



5MPLUS-633



5MPLUS-833

- Suitable for use with VHF/UHF & Cable TV signals
- Compliant with BS 3041-7
- **Dimensions:**
1 Gang: 86 x 86mm



5MPLUS-933




5MPLUS-12-33

Code	Description
5MPLUS-733	Satin Chrome, White Insert
5MPLUS-233	Satin Chrome, Black Insert
5MPLUS-133	Satin Chrome, Grey Insert
5MPLUS-633	Antique Brass, Black Insert
5MPLUS-833	Matt Black, Black Insert
5MPLUS-933	Matt White, White Insert
5MPLUS-12-33	Dark Bronze, Black Insert

TV/FM Sockets - 2 Gang TV/FM Coaxial/Aerial



5MPLUS-734



5MPLUS-234



5MPLUS-134



5MPLUS-634



5MPLUS-834

- Suitable for use with VHF/UHF & Cable TV signals
- Compliant with BS 3041-7
- **Dimensions:**
1 Gang: 86 x 86mm



5MPLUS-934



5MPLUS-12-34

Code	Description
5MPLUS-734	Satin Chrome, White Insert
5MPLUS-234	Satin Chrome, Black Insert
5MPLUS-134	Satin Chrome, Grey Insert
5MPLUS-634	Antique Brass, Black Insert
5MPLUS-834	Matt Black, Black Insert
5MPLUS-934	Matt White, White Insert
5MPLUS-12-34	Dark Bronze, Black Insert



5MPLUS-735



5MPLUS-235



5MPLUS-135



5MPLUS-635



5MPLUS-835



5MPLUS-935



5MPLUS-12-35


- Suitable for use with VHF/UHF & Cable TV signals
- Compliant with BS 3041-7
- **Dimensions:**
1 Gang: 86 x 86mm

Code	Description
5MPLUS-735	Satin Chrome, White Insert
5MPLUS-235	Satin Chrome, Black Insert
5MPLUS-135	Satin Chrome, Grey Insert
5MPLUS-635	Antique Brass, Black Insert
5MPLUS-835	Matt Black, Black Insert
5MPLUS-935	Matt White, White Insert
5MPLUS-12-35	Dark Bronze, Black Insert





5MPLUS-745



5MPLUS-245



5MPLUS-145



5MPLUS-645



5MPLUS-845

- Suitable for use with VHF/UHF & Cable TV signals
- Compliant with BS 3041-7
- **Dimensions:**
1 Gang: 86 x 86mm



5MPLUS-945



5MPLUS-12-45

Code	Description
5MPLUS-745	Satin Chrome, White Insert
5MPLUS-245	Satin Chrome, Black Insert
5MPLUS-145	Satin Chrome, Grey Insert
5MPLUS-645	Antique Brass, Black Insert
5MPLUS-845	Matt Black, Black Insert
5MPLUS-945	Matt White, White Insert
5MPLUS-12-45	Dark Bronze, Black Insert





5MPLUS-736



5MPLUS-236



5MPLUS-136



5MPLUS-636



5MPLUS-836



5MPLUS-936



5MPLUS-12-36

- Suitable for use with VHF/UHF & Cable TV signals
- Compliant with BS 3041-7
- **Dimensions:**
1 Gang: 86 x 86mm

Code	Description
5MPLUS-736	Satin Chrome, White Insert
5MPLUS-236	Satin Chrome, Black Insert
5MPLUS-136	Satin Chrome, Grey Insert
5MPLUS-636	Antique Brass, Black Insert
5MPLUS-836	Matt Black, Black Insert
5MPLUS-936	Matt White, White Insert
5MPLUS-12-36	Dark Bronze, Black Insert

Satellite & TV/FM Sockets - 1 Gang F-Type Satellite + 2 Gang TV/FM Coaxial/Aerial



5MPLUS-737



5MPLUS-237



5MPLUS-137



5MPLUS-637



5MPLUS-837



5MPLUS-937



5MPLUS-12-37

- Suitable for use with VHF/UHF & Cable TV signals
- Compliant with BS 3041-7
- **Dimensions:**
1 Gang: 86 x 86mm

Code	Description
5MPLUS-737	Satin Chrome, White Insert
5MPLUS-237	Satin Chrome, Black Insert
5MPLUS-137	Satin Chrome, Grey Insert
5MPLUS-637	Antique Brass, Black Insert
5MPLUS-837	Matt Black, Black Insert
5MPLUS-937	Matt White, White Insert
5MPLUS-12-37	Dark Bronze, Black Insert



5MPLUS-738



5MPLUS-238



5MPLUS-138



5MPLUS-638



5MPLUS-838

- Compliant with BS 6312-2-2 & BS EN 50173-1
- **Dimensions:**
1 Gang: 86 x 86mm



5MPLUS-938



5MPLUS-12-38

Code	Description
5MPLUS-738	Satin Chrome, White Insert
5MPLUS-238	Satin Chrome, Black Insert
5MPLUS-138	Satin Chrome, Grey Insert
5MPLUS-638	Antique Brass, Black Insert
5MPLUS-838	Matt Black, Black Insert
5MPLUS-938	Matt White, White Insert
5MPLUS-12-38	Dark Bronze, Black Insert

Communication / Data Sockets - 1 Gang Secondary



5MPLUS-739



5MPLUS-239



5MPLUS-139



5MPLUS-639



5MPLUS-839

- Compliant with BS 6312-2-2 & BS EN 50173-1
- **Dimensions:**
1 Gang: 86 x 86mm



5MPLUS-939



5MPLUS-12-39

Code	Description
5MPLUS-739	Satin Chrome, White Insert
5MPLUS-239	Satin Chrome, Black Insert
5MPLUS-139	Satin Chrome, Grey Insert
5MPLUS-639	Antique Brass, Black Insert
5MPLUS-839	Matt Black, Black Insert
5MPLUS-939	Matt White, White Insert
5MPLUS-12-39	Dark Bronze, Black Insert



5MPLUS-740



5MPLUS-240



5MPLUS-140



5MPLUS-640



5MPLUS-840



5MPLUS-940



5MPLUS-12-40

- Compliant with BS 6312-2-2 & BS EN 50173-1
- **Dimensions:**
1 Gang: 86 x 86mm

Code	Description
5MPLUS-740	Satin Chrome, White Insert
5MPLUS-240	Satin Chrome, Black Insert
5MPLUS-140	Satin Chrome, Grey Insert
5MPLUS-640	Antique Brass, Black Insert
5MPLUS-840	Matt Black, Black Insert
5MPLUS-940	Matt White, White Insert
5MPLUS-12-40	Dark Bronze, Black Insert





5MPLUS-741



5MPLUS-241



5MPLUS-141



5MPLUS-641



5MPLUS-841

- Compliant with BS 6312-2-2 & BS EN 50173-1
- **Dimensions:**
1 Gang: 86 x 86mm



5MPLUS-941



5MPLUS-12-41

Code	Description
5MPLUS-741	Satin Chrome, White Insert
5MPLUS-241	Satin Chrome, Black Insert
5MPLUS-141	Satin Chrome, Grey Insert
5MPLUS-641	Antique Brass, Black Insert
5MPLUS-841	Matt Black, Black Insert
5MPLUS-941	Matt White, White Insert
5MPLUS-12-41	Dark Bronze, Black Insert





5MPLUS-744



5MPLUS-244



5MPLUS-144



5MPLUS-644



5MPLUS-844



5MPLUS-944

- Compliant with BS 6312-2-2 & BS EN 50173-1
- **Dimensions:**
1 Gang: 86 x 86mm

Code	Description
5MPLUS-744	Satin Chrome, White Insert
5MPLUS-244	Satin Chrome, Black Insert
5MPLUS-144	Satin Chrome, Grey Insert
5MPLUS-644	Antique Brass, Black Insert
5MPLUS-844	Matt Black, Black Insert
5MPLUS-944	Matt White, White Insert



Blanking Plates - 1 Gang



5MPLUS-142



5MPLUS-642



5MPLUS-842



5MPLUS-942



5MPLUS-12-42

Code	Description
5MPLUS-142	Satin Chrome
5MPLUS-642	Antique Brass
5MPLUS-842	Matt Black
5MPLUS-942	Matt White
5MPLUS-12-42	Dark Bronze

- Compliant with BS 5733
- **Dimensions:**
1 Gang: 86 x 86mm

Blanking Plates - 2 Gang




5MPLUS-143



5MPLUS-643



5MPLUS-843



5MPLUS-943



5MPLUS-12-43

Code	Description
5MPLUS-143	Satin Chrome
5MPLUS-643	Antique Brass
5MPLUS-843	Matt Black
5MPLUS-943	Matt White
5MPLUS-12-43	Dark Bronze

- Compliant with BS 5733
- **Dimensions:**
2 Gang: 146 x 86mm

Spacers - 1 Gang (for use with 5M-PLUS plates)



LG861



LG862



LG863



LG860



LG864

- Enables more room for cables behind face plate
- Spacers have a 10mm depth
- Compliant with BS 5733
- **Dimensions:**
1 Gang: 86 x 86mm

Code	Description
LG861	Satin Chrome
LG862	Antique Brass
LG863	Matt Black
LG860	Matt White
LG864	Dark Bronze

Spacers - 2 Gang (for use with 5M-PLUS plates)



LG866



LG867



LG868



LG865



LG869

- Enables more room for cables behind face plate
- Spacers have a 10mm depth
- Compliant with BS 5733
- **Dimensions:**
2 Gang: 146 x 86mm

Code	Description
LG866	Satin Chrome
LG867	Antique Brass
LG868	Matt Black
LG865	Matt White
LG869	Dark Bronze



7M-PRO Decorative Wiring Accessories

Product	Page	Product	Page
7M-PRO Modules	250-251	13A Floor Sockets	277
10A Plate Switches	252-257	Lockable Accessories	278
10A Toggle Switches	258-259	Round Pin Socket Outlets	278-279
LED Dimmers	260-261	13A Fused Connection Units	279-281
LED Dimmer Module	262	45A Cooker Units	282-283
Dummy Dimmer Modules	262	Cable Outlet / Connectors	284
Empty Dimmer Plates	262-263	Shaver Supply Units	285
20A DP Switches	264	TV/FM & Satellite Sockets	286-288
45A DP Switches	265-267	Communication / Data Sockets	289-291
13A Socket Outlets	268-271	Blanking Plates	292
13A Socket Outlets with Outboard Rockers	272	Spacers	293
13A USB Socket Outlets	273-276	Screws	293



The Selectric 7M-PRO range has a solid and traditional 7mm depth plate. With seven combinations of plates and inserts so you can be sure to find a finish tailored to your exact needs.

A recent overhaul to the 7M-PRO packaging has resulted in less plastic waste to reduce carbon emissions and help protect the environment. Selectric made a resolution to reduce the total amount of plastic used in the manufacturing process, and because of this the products now come in PP5 recyclable bags, with the heavier products such as 2 gang USB sockets and shaver units being presented in biodegradable cardboard inner boxes.

- Chunky 7mm depth plate.
- Metal rockers for a stylish finish.
- ASTA approval on many items in the 7M range.
- Up to 15 years guarantee.
- 7M-PRO products are also available in the GRID360 range and the Euro Media range offering thousands of possible switch combinations.



Intertek

7M-PRO products also available in the GRID360 & Euro Media range



7M-PRO Modules - 1 Gang 2 Way - X-Rated



7M-PRO-SC-201-2

7M-PRO-PC-201-2

7M-PRO-BN-201-2

7M-PRO-AB-201-2

7M-PRO-MB-201-2

7M-PRO-DB-201-2

- 10 Amp plate switch modules are interchangeable with any 10A plate product within the **5M** and **7M-PRO** ranges excluding isolators

Code	Description
7M-PRO-SC-201-2	Satin Chrome
7M-PRO-PC-201-2	Polished Chrome
7M-PRO-BN-201-2	Black Nickel
7M-PRO-AB-201-2	Antique Brass
7M-PRO-MB-201-2	Matt Black
7M-PRO-DB-201-2	Dark Bronze

7M-PRO Modules - 1 Gang Intermediate - X-Rated



7M-PRO-SC-206

7M-PRO-PC-206

7M-PRO-BN-206

7M-PRO-AB-206

7M-PRO-MB-206

7M-PRO-DB-206

- 10 Amp plate switch modules are interchangeable with any 10A plate product within the **5M** and **7M-PRO** ranges excluding isolators

Code	Description
7M-PRO-SC-206	Satin Chrome
7M-PRO-PC-206	Polished Chrome
7M-PRO-BN-206	Black Nickel
7M-PRO-AB-206	Antique Brass
7M-PRO-MB-206	Matt Black
7M-PRO-DB-206	Dark Bronze

7M-PRO Modules - Blanking Modules



7MPRO-SC-9111



7MPRO-PC-9111



7MPRO-BN-9111



7MPRO-AB-9111



7MPRO-MB-9111



7MPRO-DB-9111

- 10 Amp plate switch modules are interchangeable with any 10A plate product within the **5M** and **7M-PRO** ranges excluding isolators

Code	Description
7MPRO-SC-9111	Satin Chrome
7MPRO-PC-9111	Polished Chrome
7MPRO-BN-9111	Black Nickel
7MPRO-AB-9111	Antique Brass
7MPRO-MB-9111	Matt Black
7MPRO-DB-9111	Dark Bronze

7M-PRO Modules - Key Switches



7MPRO-KEY



7MPRO-KEY-2



7MPRO-EMG

- 10 Amp plate switch modules are interchangeable with any 10A plate product within the **5M** and **7M-PRO** ranges excluding isolators

Code	Description
7MPRO-KEY	Key Switch DP 1 Way - X-Rated
7MPRO-KEY-2	Key Switch 2 Way - X-Rated
7MPRO-EMG	Key Switch SP 2 Way - X-Rated Marked "EMG LTG TEST"

10A Plate Switches - 1 Gang 2 Way - X-Rated



7MPRO-101



7MPRO-201



7MPRO-701



7MPRO-301



7MPRO-501








- Compliant with BS EN 60669-1
- X-Rated for fluorescent or inductive loads
- ASTA approved
- **Dimensions:**
1 Gang: 86 x 86mm



7MPRO-401



7MPRO-601

Code	Description
7MPRO-101	Satin Chrome, White Insert 
7MPRO-201	Satin Chrome, Black Insert 
7MPRO-701	Satin Chrome, Grey Insert 
7MPRO-301	Polished Chrome, White Insert 
7MPRO-501	Polished Chrome, Black Insert 
7MPRO-401	Black Nickel, Black Insert 
7MPRO-601	Antique Brass, Black Insert 



7MPRO-101
(back)

10A Plate Switches - 2 Gang 2 Way - X-Rated



7MPRO-102



7MPRO-202



7MPRO-702



7MPRO-302



7MPRO-502








- Compliant with BS EN 60669-1
- X-Rated for fluorescent or inductive loads
- ASTA approved
- **Dimensions:**
1 Gang: 86 x 86mm



7MPRO-402



7MPRO-602

Code	Description
7MPRO-102	Satin Chrome, White Insert 
7MPRO-202	Satin Chrome, Black Insert 
7MPRO-702	Satin Chrome, Grey Insert 
7MPRO-302	Polished Chrome, White Insert 
7MPRO-502	Polished Chrome, Black Insert 
7MPRO-402	Black Nickel, Black Insert 
7MPRO-602	Antique Brass, Black Insert 



7MPRO-102
(back)



7MPRO-103



7MPRO-203



7MPRO-703



7MPRO-303



7MPRO-503










7MPRO-403



7MPRO-603

- Compliant with BS EN 60669-1
- X-Rated for fluorescent or inductive loads
- ASTA approved
- **Dimensions:**
1 Gang: 86 x 86mm

Code	Description
7MPRO-103	Satin Chrome, White Insert 
7MPRO-203	Satin Chrome, Black Insert 
7MPRO-703	Satin Chrome, Grey Insert 
7MPRO-303	Polished Chrome, White Insert 
7MPRO-503	Polished Chrome, Black Insert 
7MPRO-403	Black Nickel, Black Insert 
7MPRO-603	Antique Brass, Black Insert 





7MPRO-104



7MPRO-204



7MPRO-704



7MPRO-304



7MPRO-504










7MPRO-404

- Compliant with BS EN 60669-1
- X-Rated for fluorescent or inductive loads
- ASTA approved
- **Dimensions:**
2 Gang: 146 x 86mm



7MPRO-604

Code	Description
7MPRO-104	Satin Chrome, White Insert 
7MPRO-204	Satin Chrome, Black Insert 
7MPRO-704	Satin Chrome, Grey Insert 
7MPRO-304	Polished Chrome, White Insert 
7MPRO-504	Polished Chrome, Black Insert 
7MPRO-404	Black Nickel, Black Insert 
7MPRO-604	Antique Brass, Black Insert 





7MPRO-105




7MPRO-205



7MPRO-705



7MPRO-305



7MPRO-505



7MPRO-405



7MPRO-605

- Compliant with BS EN 60669-1
- X-Rated for fluorescent or inductive loads
- **Dimensions:**
2 Gang: 146 x 86mm

Code	Description
7MPRO-105	Satin Chrome, White Insert
7MPRO-205	Satin Chrome, Black Insert
7MPRO-705	Satin Chrome, Grey Insert
7MPRO-305	Polished Chrome, White Insert
7MPRO-505	Polished Chrome, Black Insert
7MPRO-405	Black Nickel, Black Insert
7MPRO-605	Antique Brass, Black Insert



10A Plate Switches - Push Switch "PRESS" - X-Rated



7MPRO-106



7MPRO-206



7MPRO-706



7MPRO-306



7MPRO-506








- Compliant with BS EN 60669-1
- X-Rated for fluorescent or inductive loads
- ASTA approved
- **Dimensions:**
1 Gang: 86 x 86mm



7MPRO-406



7MPRO-606

Code	Description
7MPRO-106	Satin Chrome, White Insert 
7MPRO-206	Satin Chrome, Black Insert 
7MPRO-706	Satin Chrome, Grey Insert 
7MPRO-306	Polished Chrome, White Insert 
7MPRO-506	Polished Chrome, Black Insert 
7MPRO-406	Black Nickel, Black Insert 
7MPRO-606	Antique Brass, Black Insert 

10A Plate Switches - 1 Gang Intermediate - X-Rated



7MPRO-107



7MPRO-207



7MPRO-707



7MPRO-307



7MPRO-507








- Compliant with BS EN 60669-1
- X-Rated for fluorescent or inductive loads
- ASTA approved
- **Dimensions:**
1 Gang: 86 x 86mm



7MPRO-407



7MPRO-607

Code	Description
7MPRO-107	Satin Chrome, White Insert 
7MPRO-207	Satin Chrome, Black Insert 
7MPRO-707	Satin Chrome, Grey Insert 
7MPRO-307	Polished Chrome, White Insert 
7MPRO-507	Polished Chrome, Black Insert 
7MPRO-407	Black Nickel, Black Insert 
7MPRO-607	Antique Brass, Black Insert 



7MPRO-108



7MPRO-208



7MPRO-708



7MPRO-308



7MPRO-508










7MPRO-408



7MPRO-608

- Compliant with BS EN 60669-1
- X-Rated for fluorescent or inductive loads
- ASTA approved
- **Dimensions:**
1 Gang: 86 x 86mm

Code	Description
7MPRO-108	Satin Chrome, White Insert 
7MPRO-208	Satin Chrome, Black Insert 
7MPRO-708	Satin Chrome, Grey Insert 
7MPRO-308	Polished Chrome, White Insert 
7MPRO-508	Polished Chrome, Black Insert 
7MPRO-408	Black Nickel, Black Insert 
7MPRO-608	Antique Brass, Black Insert 



10A Toggle Switches - 1 Gang 2 Way - X-Rated



7MPRO-174



7MPRO-374



7MPRO-474



7MPRO-674

Code	Description
7MPRO-174	Satin Chrome
7MPRO-374	Polished Chrome
7MPRO-474	Black Nickel
7MPRO-674	Antique Brass

- Compliant with BS EN 60669-1
- **Dimensions:**
1 Gang: 86 x 86mm

10A Toggle Switches - 2 Gang 2 Way - X-Rated



7MPRO-175



7MPRO-375



7MPRO-475



7MPRO-675

Code	Description
7MPRO-175	Satin Chrome
7MPRO-375	Polished Chrome
7MPRO-475	Black Nickel
7MPRO-675	Antique Brass

- Compliant with BS EN 60669-1
- **Dimensions:**
1 Gang: 86 x 86mm

10A Toggle Switches - 3 Gang 2 Way - X-Rated



7MPRO-176



7MPRO-376



7MPRO-476



7MPRO-676

Code	Description
7MPRO-176	Satin Chrome
7MPRO-376	Polished Chrome
7MPRO-476	Black Nickel
7MPRO-676	Antique Brass

- Compliant with BS EN 60669-1
- **Dimensions:**
1 Gang: 86 x 86mm

10A Toggle Switches - 4 Gang 2 Way - X-Rated



7MPRO-177



7MPRO-377



7MPRO-477



7MPRO-677

- Compliant with BS EN 60669-1
- **Dimensions:**
2 Gang: 146 x 86mm

Code	Description
7MPRO-177	Satin Chrome
7MPRO-377	Polished Chrome
7MPRO-477	Black Nickel
7MPRO-677	Antique Brass

10A Toggle Switches - 1 Gang Intermediate



7MPRO-178



7MPRO-278



7MPRO-778



7MPRO-378



7MPRO-578



7MPRO-478



7MPRO-678

- Compliant with BS EN 60669-1
- **Dimensions:**
1 Gang: 86 x 86mm

Code	Description
7MPRO-178	Satin Chrome, White Insert
7MPRO-278	Satin Chrome, Black Insert
7MPRO-778	Satin Chrome, Grey Insert
7MPRO-378	Polished Chrome, White Insert
7MPRO-578	Polished Chrome, Black Insert
7MPRO-478	Black Nickel, Black Insert
7MPRO-678	Antique Brass, Black Insert

LED Dimmers - 5-100W - 1 Gang



7M-PRO-164



7M-PRO-364



7M-PRO-464



7M-PRO-664

Code	Description
7M-PRO-164	Satin Chrome
7M-PRO-364	Polished Chrome
7M-PRO-464	Black Nickel
7M-PRO-664	Antique Brass

- Suitable for Leading & Trailing Edge LED Lamps
- Compliant with BS EN 60669-1 & 2
- **Dimensions:**
1 Gang: 86 x 86mm

LED Dimmers - 5-100W - 2 Gang



7M-PRO-165



7M-PRO-365



7M-PRO-465



7M-PRO-665

Code	Description
7M-PRO-165	Satin Chrome
7M-PRO-365	Polished Chrome
7M-PRO-465	Black Nickel
7M-PRO-665	Antique Brass

- Suitable for Leading & Trailing Edge LED Lamps
- Compliant with BS EN 60669-1 & 2
- **Dimensions:**
1 Gang: 86 x 86mm



LED Dimmers - 5-100W - 3 Gang



7MPRO-166



7MPRO-366



7MPRO-466



7MPRO-666

- Suitable for Leading & Trailing Edge LED Lamps
- Compliant with BS EN 60669-1 & 2
- **Dimensions:**
2 Gang: 146 x 86mm

Code	Description
7MPRO-166	Satin Chrome
7MPRO-366	Polished Chrome
7MPRO-466	Black Nickel
7MPRO-666	Antique Brass

LED Dimmers - 5-100W - 4 Gang



7MPRO-167



7MPRO-367



7MPRO-467



7MPRO-667

- Suitable for Leading & Trailing Edge LED Lamps
- Compliant with BS EN 60669-1 & 2
- **Dimensions:**
2 Gang: 146 x 86mm

Code	Description
7MPRO-167	Satin Chrome
7MPRO-367	Polished Chrome
7MPRO-467	Black Nickel
7MPRO-667	Antique Brass

LED Dimmer Module - 5-100W (Suitable for Leading & Trailing Edge LED Lamps)



SL-100D



SL-100D
(front)



SL-100D
(side)

- Suitable for use with up to 100W dimmable LED lamps and 150W incandescent and halogen lamps
- The latest technology ensures there is no flickering at the maximum level
- Fits most empty dimmer plates
- Minimum back box size of 25mm
- Not compatible with the GRID360 range
- **Dimensions:**
23mm wide x 54mm tall x 23mm depth (excl. knob)

Code	Description
SL-100D	5-100W LED Module

Dummy Dimmer Modules



SL-200DD



SL-300DD

- Fits most empty dimmer plates
- Minimum back box size of 25mm
- Also compatible with the GRID360 range
- **Dimensions:**
SL-200DD: 23mm wide x 54mm tall x 23mm depth (excl. knob)
SL-300DD: 23mm wide x 58mm tall x 23mm depth (excl. knob)

Code	Description
SL-200DD	6A Dummy Dimmer Module - 2 Way
SL-300DD	6A Intermediate Dummy Dimmer Module - 3 Way

Empty Dimmer Plates - 1 Gang Plate with Knobs



7MPRO-170



7MPRO-370



7MPRO-470



7MPRO-670

Code	Description
7MPRO-170	Satin Chrome
7MPRO-370	Polished Chrome
7MPRO-470	Black Nickel
7MPRO-670	Antique Brass

- Compatible with most dimmer modules
- Compliant with BS 5733
- **Dimensions:**
1 Gang: 86 x 86mm

Empty Dimmer Plates - 2 Gang Plate with Knobs



7MPRO-171



7MPRO-371



7MPRO-471



7MPRO-671

- Compatible with most dimmer modules
- Compliant with BS 5733
- **Dimensions:**
1 Gang: 86 x 86mm

Code	Description
7MPRO-171	Satin Chrome
7MPRO-371	Polished Chrome
7MPRO-471	Black Nickel
7MPRO-671	Antique Brass

Empty Dimmer Plates - 3 Gang Plate with Knobs



7MPRO-172



7MPRO-372



7MPRO-472



7MPRO-672

- Compatible with most dimmer modules
- **Dimensions:**
2 Gang: 146 x 86mm

Code	Description
7MPRO-172	Satin Chrome
7MPRO-372	Polished Chrome
7MPRO-472	Black Nickel
7MPRO-672	Antique Brass

Empty Dimmer Plates - 4 Gang Plate with Knobs



7MPRO-173



7MPRO-373



7MPRO-473



7MPRO-673

- Compatible with most dimmer modules
- **Dimensions:**
2 Gang: 146 x 86mm

Code	Description
7MPRO-173	Satin Chrome
7MPRO-373	Polished Chrome
7MPRO-473	Black Nickel
7MPRO-673	Antique Brass

20A DP Switches - 1 Gang Plate



7MPRO-115




7MPRO-215



7MPRO-715



7MPRO-315



7MPRO-515







- Compliant with BS EN 60669-1
- ASTA approved
- **Dimensions:**
1 Gang: 86 x 86mm



7MPRO-415



7MPRO-615

Code	Description
7MPRO-115	Satin Chrome, White Insert 
7MPRO-215	Satin Chrome, Black Insert 
7MPRO-715	Satin Chrome, Grey Insert 
7MPRO-315	Polished Chrome, White Insert 
7MPRO-515	Polished Chrome, Black Insert 
7MPRO-415	Black Nickel, Black Insert 
7MPRO-615	Antique Brass, Black Insert 

20A DP Switches - 1 Gang Plate with Neon



7MPRO-116



7MPRO-216



7MPRO-716



7MPRO-316



7MPRO-516







- Compliant with BS EN 60669-1
- ASTA approved
- **Dimensions:**
1 Gang: 86 x 86mm



7MPRO-416



7MPRO-616

Code	Description
7MPRO-116	Satin Chrome, White Insert 
7MPRO-216	Satin Chrome, Black Insert 
7MPRO-716	Satin Chrome, Grey Insert 
7MPRO-316	Polished Chrome, White Insert 
7MPRO-516	Polished Chrome, Black Insert 
7MPRO-416	Black Nickel, Black Insert 
7MPRO-616	Antique Brass, Black Insert 



7MPRO-316
(back)

45A DP Switches - 1 Gang Plate



7MPRO-147



7MPRO-247



7MPRO-747



7MPRO-347



7MPRO-547



7MPRO-447



7MPRO-647

- Compliant with BS EN 60669-1
- **Dimensions:**
1 Gang: 86 x 86mm

Code	Description
7MPRO-147	Satin Chrome, White Insert
7MPRO-247	Satin Chrome, Black Insert
7MPRO-747	Satin Chrome, Grey Insert
7MPRO-347	Polished Chrome, White Insert
7MPRO-547	Polished Chrome, Black Insert
7MPRO-447	Black Nickel, Black Insert
7MPRO-647	Antique Brass, Black Insert

45A DP Switches - 1 Gang Plate with Neon



7MPRO-117



7MPRO-217



7MPRO-717



7MPRO-317



7MPRO-517



7MPRO-417



7MPRO-617

- Compliant with BS EN 60669-1
- **Dimensions:**
1 Gang: 86 x 86mm



7MPRO-117
(back)

Code	Description
7MPRO-117	Satin Chrome, White Insert
7MPRO-217	Satin Chrome, Black Insert
7MPRO-717	Satin Chrome, Grey Insert
7MPRO-317	Polished Chrome, White Insert
7MPRO-517	Polished Chrome, Black Insert
7MPRO-417	Black Nickel, Black Insert
7MPRO-617	Antique Brass, Black Insert



7MPRO-148



7MPRO-248



7MPRO-748



7MPRO-348



7MPRO-548

- Compliant with BS EN 60669-1
- **Dimensions:**
2 Gang: 86 x 146mm

Code	Description
7MPRO-148	Satin Chrome, White Insert
7MPRO-248	Satin Chrome, Black Insert
7MPRO-748	Satin Chrome, Grey Insert
7MPRO-348	Polished Chrome, White Insert
7MPRO-548	Polished Chrome, Black Insert
7MPRO-448	Black Nickel, Black Insert
7MPRO-648	Antique Brass, Black Insert



7MPRO-448



7MPRO-648





7MPRO-118



7MPRO-218



7MPRO-718



7MPRO-318



7MPRO-518



7MPRO-418



7MPRO-618

- Compliant with BS EN 60669-1
- **Dimensions:**
2 Gang: 86 x 146mm

Code	Description
7MPRO-118	Satin Chrome, White Insert
7MPRO-218	Satin Chrome, Black Insert
7MPRO-718	Satin Chrome, Grey Insert
7MPRO-318	Polished Chrome, White Insert
7MPRO-518	Polished Chrome, Black Insert
7MPRO-418	Black Nickel, Black Insert
7MPRO-618	Antique Brass, Black Insert



13A Socket Outlets - 1 Gang Unswitched



7MPRO-119



7MPRO-219



7MPRO-719



7MPRO-319



7MPRO-519

- Compliant with BS 1363-2
- **Dimensions:**
1 Gang: 86 x 86mm

Code	Description
7MPRO-119	Satin Chrome, White Insert
7MPRO-219	Satin Chrome, Black Insert
7MPRO-719	Satin Chrome, Grey Insert
7MPRO-319	Polished Chrome, White Insert
7MPRO-519	Polished Chrome, Black Insert
7MPRO-419	Black Nickel, Black Insert
7MPRO-619	Antique Brass, Black Insert



7MPRO-419



7MPRO-619

13A Socket Outlets - 2 Gang Unswitched with 2 Earth Terminals



7MPRO-120



7MPRO-220



7MPRO-720



7MPRO-320



7MPRO-520



7MPRO-420

- Compliant with BS 1363-2
- **Dimensions:**
2 Gang: 146 x 86mm

Code	Description
7MPRO-120	Satin Chrome, White Insert
7MPRO-220	Satin Chrome, Black Insert
7MPRO-720	Satin Chrome, Grey Insert
7MPRO-320	Polished Chrome, White Insert
7MPRO-520	Polished Chrome, Black Insert
7MPRO-420	Black Nickel, Black Insert
7MPRO-620	Antique Brass, Black Insert



7MPRO-620

13A Socket Outlets - 1 Gang Switched DP



7MPRO-121



7MPRO-221



7MPRO-721



7MPRO-321



7MPRO-521










7MPRO-421



7MPRO-621

- Compliant with BS 1363-2
- ASTA approved
- **Dimensions:**
1 Gang: 86 x 86mm

Code	Description
7MPRO-121	Satin Chrome, White Insert 
7MPRO-221	Satin Chrome, Black Insert 
7MPRO-721	Satin Chrome, Grey Insert 
7MPRO-321	Polished Chrome, White Insert 
7MPRO-521	Polished Chrome, Black Insert 
7MPRO-421	Black Nickel, Black Insert 
7MPRO-621	Antique Brass, Black Insert 

13A Socket Outlets - 2 Gang Switched SP



7MPRO-151



7MPRO-251



7MPRO-751



7MPRO-351



7MPRO-551



7MPRO-451



7MPRO-651

- Compliant with BS 1363-2
- **Dimensions:**
2 Gang: 146 x 86mm

Code	Description
7MPRO-151	Satin Chrome, White Insert
7MPRO-251	Satin Chrome, Black Insert
7MPRO-751	Satin Chrome, Grey Insert
7MPRO-351	Polished Chrome, White Insert
7MPRO-551	Polished Chrome, Black Insert
7MPRO-451	Black Nickel, Black Insert
7MPRO-651	Antique Brass, Black Insert



7MPRO-122



7MPRO-222



7MPRO-722



7MPRO-322



7MPRO-522









7MPRO-422

- Compliant with BS 1363-2
- ASTA approved
- **Dimensions:**
2 Gang: 146 x 86mm



7MPRO-622

Code	Description
7MPRO-122	Satin Chrome, White Insert 
7MPRO-222	Satin Chrome, Black Insert 
7MPRO-722	Satin Chrome, Grey Insert 
7MPRO-322	Polished Chrome, White Insert 
7MPRO-522	Polished Chrome, Black Insert 
7MPRO-422	Black Nickel, Black Insert 
7MPRO-622	Antique Brass, Black Insert 



13A Socket Outlets - 1 Gang Switched DP with Neon



7MPRO-123



7MPRO-223



7MPRO-723



7MPRO-323



7MPRO-523








7MPRO-423



7MPRO-623

- Compliant with BS 1363-2
- ASTA approved
- **Dimensions:**
1 Gang: 86 x 86mm

Code	Description
7MPRO-123	Satin Chrome, White Insert 
7MPRO-223	Satin Chrome, Black Insert 
7MPRO-723	Satin Chrome, Grey Insert 
7MPRO-323	Polished Chrome, White Insert 
7MPRO-523	Polished Chrome, Black Insert 
7MPRO-423	Black Nickel, Black Insert 
7MPRO-623	Antique Brass, Black Insert 

13A Socket Outlets - 2 Gang Switched DP with Neons



7MPRO-124



7MPRO-224



7MPRO-724



7MPRO-324









7MPRO-524




7MPRO-424



7MPRO-624

Code	Description
7MPRO-124	Satin Chrome, White Insert 
7MPRO-224	Satin Chrome, Black Insert 
7MPRO-724	Satin Chrome, Grey Insert 
7MPRO-324	Polished Chrome, White Insert 
7MPRO-524	Polished Chrome, Black Insert 
7MPRO-424	Black Nickel, Black Insert 
7MPRO-624	Antique Brass, Black Insert 



7MPRO-185



7MPRO-285



7MPRO-785



7MPRO-385



7MPRO-585



7MPRO-485

- Compliant with BS 1363-2
- ASTA approved
- **Dimensions:**
2 Gang: 146 x 86mm



7MPRO-685

Code	Description
7MPRO-185	Satin Chrome, White Insert
7MPRO-285	Satin Chrome, Black Insert
7MPRO-785	Satin Chrome, Grey Insert
7MPRO-385	Polished Chrome, White Insert
7MPRO-585	Polished Chrome, Black Insert
7MPRO-485	Black Nickel, Black Insert
7MPRO-685	Antique Brass, Black Insert



13A USB Socket Outlets - 1 Gang Switched with 1 x USB Type A & 1 X USB Type C



7MPRO-188



7MPRO-288



7MPRO-788



7MPRO-388



7MPRO-588



7MPRO-488



7MPRO-688

- 1 x 2.4A / 1 x 3A
- Compliant with BS 1363-2, BS 5733 & BS EN 60950-1
- Dimensions: 1 Gang: 86 x 86mm

Code	Description
7MPRO-188	Satin Chrome, White Insert
7MPRO-288	Satin Chrome, Black Insert
7MPRO-788	Satin Chrome, Grey Insert
7MPRO-388	Polished Chrome, White Insert
7MPRO-588	Polished Chrome, Black Insert
7MPRO-488	Black Nickel, Black Insert
7MPRO-688	Antique Brass, Black Insert

13A USB Socket Outlets - 2 Gang Switched with 2 x USB Type A



7MPRO-161



7MPRO-261



7MPRO-761



7MPRO-361



7MPRO-561



7MPRO-461



7MPRO-661

- 1 x 2.1A / 1 x 1A
- Compliant with BS 1363-2BS 5733 & BS EN 60950-1
- Dimensions: 2 Gang: 146 x 86mm

Code	Description
7MPRO-161	Satin Chrome, White Insert
7MPRO-261	Satin Chrome, Black Insert
7MPRO-761	Satin Chrome, Grey Insert
7MPRO-361	Polished Chrome, White Insert
7MPRO-561	Polished Chrome, Black Insert
7MPRO-461	Black Nickel, Black Insert
7MPRO-661	Antique Brass, Black Insert



7MPRO-163



7MPRO-263



7MPRO-763



7MPRO-363



7MPRO-563



7MPRO-463

- 1 x 2.4A / 1 x 3A
- Compliant with BS 1363-2
BS 5733 & BS EN 60950-1
- **Dimensions:**
2 Gang: 146 x 86mm

Code	Description
7MPRO-163	Satin Chrome, White Insert
7MPRO-263	Satin Chrome, Black Insert
7MPRO-763	Satin Chrome, Grey Insert
7MPRO-363	Polished Chrome, White Insert
7MPRO-563	Polished Chrome, Black Insert
7MPRO-463	Black Nickel, Black Insert
7MPRO-663	Antique Brass, Black Insert



7MPRO-663



**13A USB Socket Outlets - 2 Gang Switched SP Outboard Rockers + 2 Earth
Terminals with 1 x USB Type A & 1 x USB Type C**



7MPRO-186



7MPRO-286



7MPRO-786



7MPRO-386



7MPRO-586



7MPRO-486



7MPRO-686

- 1 x 3A / 1 x 2.4A
- Compliant with BS 1363-2
BS 5733 & BS EN 60950-1
- **Dimensions:**
2 Gang: 146 x 86mm

Code	Description
7MPRO-186	Satin Chrome, White Insert
7MPRO-286	Satin Chrome, Black Insert
7MPRO-786	Satin Chrome, Grey Insert
7MPRO-386	Polished Chrome, White Insert
7MPRO-586	Polished Chrome, Black Insert
7MPRO-486	Black Nickel, Black Insert
7MPRO-686	Antique Brass, Black Insert



13A USB Socket Outlets - 2 Gang Switched SP Outboard Rockers + 2 Earth Terminals with 2 x USB Type C



7MPRO-168



7MPRO-268



7MPRO-768



7MPRO-368



7MPRO-568



7MPRO-468

- 2 x 3A
- Compliant with BS 1363-2
BS 5733 & BS EN 60950-1
- **Dimensions:**
2 Gang: 146 x 86mm



7MPRO-668

Code	Description
7MPRO-168	Satin Chrome, White Insert
7MPRO-268	Satin Chrome, Black Insert
7MPRO-768	Satin Chrome, Grey Insert
7MPRO-368	Polished Chrome, White Insert
7MPRO-568	Polished Chrome, Black Insert
7MPRO-468	Black Nickel, Black Insert
7MPRO-668	Antique Brass, Black Insert



13A Floor Sockets - 1 Gang Unswitched



- Compliant with BS 1363-2
- Hinged safety cover ideal for public spaces
- Flat plate to sit seamlessly within a floor surface
- **Dimensions:**
1 Gang: 105 x 86mm

Code	Description
LG9143SNAP-FSCW	Satin Chrome, White Insert
LG9143SNAP-FSCB	Satin Chrome, Black Insert

13A Floor Sockets - 2 Gang Unswitched



- Compliant with BS 1363-2
- Hinged safety cover ideal for public spaces
- Flat plate to sit seamlessly within a floor surface
- **Dimensions:**
1 Gang: 105 x 145mm

Code	Description
LG9142SNAP-FSCW	Satin Chrome, White Insert
LG9142SNAP-FSCB	Satin Chrome, Black Insert

20A 1 Gang DP Key Operated Switch



7MPRO-180

Code	Description
7MPRO-180	Satin Chrome

- 2 Keys provided with each plate
- **Dimensions:**
1 Gang: 86 x 86mm

13A 1 Gang DP Key Operated Socket with Neon



7MPRO-179



7MPRO-279



7MPRO-779

Code	Description
7MPRO-179	Satin Chrome, White Insert
7MPRO-279	Satin Chrome, Black Insert
7MPRO-779	Satin Chrome, Grey Insert

- 2 Keys provided with each plate
- **Dimensions:**
2 Gang: 146 x 86mm

2A Round Pin Socket Outlets with Shutters - 1 Gang 3 Pin



7MPRO-125



7MPRO-225



7MPRO-725



7MPRO-325



7MPRO-525

Code	Description
7MPRO-125	Satin Chrome, White Insert
7MPRO-225	Satin Chrome, Black Insert
7MPRO-725	Satin Chrome, Grey Insert
7MPRO-325	Polished Chrome, White Insert
7MPRO-525	Polished Chrome, Black Insert
7MPRO-425	Black Nickel, Black Insert
7MPRO-625	Antique Brass, Black Insert



7MPRO-425



7MPRO-625

- Compliant with BS 546
- **Dimensions:**
1 Gang: 86 x 86mm



7MPRO-126



7MPRO-226



7MPRO-726



7MPRO-326



7MPRO-526



7MPRO-426



7MPRO-626

- Compliant with BS 546
- **Dimensions:**
1 Gang: 86 x 86mm

Code	Description
7MPRO-126	Satin Chrome, White Insert
7MPRO-226	Satin Chrome, Black Insert
7MPRO-726	Satin Chrome, Grey Insert
7MPRO-326	Polished Chrome, White Insert
7MPRO-526	Polished Chrome, Black Insert
7MPRO-426	Black Nickel, Black Insert
7MPRO-626	Antique Brass, Black Insert

13A Fused Connection Units - Unswitched



7MPRO-127



7MPRO-227



7MPRO-727



7MPRO-327



7MPRO-527



7MPRO-427



7MPRO-627

- Compliant with BS 1363-4
- ASTA approved
- Metal fuse cover
- **Dimensions:**
1 Gang: 86 x 86mm

Code	Description
7MPRO-127	Satin Chrome, White Insert
7MPRO-227	Satin Chrome, Black Insert
7MPRO-727	Satin Chrome, Grey Insert
7MPRO-327	Polished Chrome, White Insert
7MPRO-527	Polished Chrome, Black Insert
7MPRO-427	Black Nickel, Black Insert
7MPRO-627	Antique Brass, Black Insert

13A Fused Connection Units - DP Switched



7MPRO-128



7MPRO-228



7MPRO-728



7MPRO-328



7MPRO-528








- Compliant with BS 1363-4
- ASTA approved
- Metal fuse cover
- **Dimensions:**
1 Gang: 86 x 86mm



7MPRO-428



7MPRO-628

Code	Description
7MPRO-128	Satin Chrome, White Insert 
7MPRO-228	Satin Chrome, Black Insert 
7MPRO-728	Satin Chrome, Grey Insert 
7MPRO-328	Polished Chrome, White Insert 
7MPRO-528	Polished Chrome, Black Insert 
7MPRO-428	Black Nickel, Black Insert 
7MPRO-628	Antique Brass, Black Insert 

13A Fused Connection Units - DP Switched with Neon



7MPRO-129



7MPRO-229



7MPRO-729



7MPRO-329



7MPRO-529






- Compliant with BS 1363-4
- ASTA approved
- Metal fuse cover
- **Dimensions:**
1 Gang: 86 x 86mm



7MPRO-429



7MPRO-629

Code	Description
7MPRO-129	Satin Chrome, White Insert 
7MPRO-229	Satin Chrome, Black Insert 
7MPRO-729	Satin Chrome, Grey Insert 
7MPRO-329	Polished Chrome, White Insert 
7MPRO-529	Polished Chrome, Black Insert 
7MPRO-429	Black Nickel, Black Insert 
7MPRO-629	Antique Brass, Black Insert 

13A Fused Connection Units - DP Switched with Flex



7MPRO-190



7MPRO-290



7MPRO-790



7MPRO-390



7MPRO-590



7MPRO-490



7MPRO-690

- Compliant with BS 1363-4
- Metal fuse cover
- **Dimensions:**
1 Gang: 86 x 86mm

Code	Description
7MPRO-190	Satin Chrome, White Insert
7MPRO-290	Satin Chrome, Black Insert
7MPRO-790	Satin Chrome, Grey Insert
7MPRO-390	Polished Chrome, White Insert
7MPRO-590	Polished Chrome, Black Insert
7MPRO-490	Black Nickel, Black Insert
7MPRO-690	Antique Brass, Black Insert

13A Fused Connection Units - DP Switched with Neon & Flex



7MPRO-130



7MPRO-230



7MPRO-730



7MPRO-330



7MPRO-530



7MPRO-430



7MPRO-630

- Compliant with BS 1363-4
- ASTA approved
- Metal fuse cover
- **Dimensions:**
1 Gang: 86 x 86mm

Code	Description
7MPRO-130	Satin Chrome, White Insert
7MPRO-230	Satin Chrome, Black Insert
7MPRO-730	Satin Chrome, Grey Insert
7MPRO-330	Polished Chrome, White Insert
7MPRO-530	Polished Chrome, Black Insert
7MPRO-430	Black Nickel, Black Insert
7MPRO-630	Antique Brass, Black Insert



7MPRO-149



7MPRO-249



7MPRO-749



7MPRO-349



7MPRO-549



7MPRO-449

- Compliant with BS 4177 & BS 1363-2
- **Dimensions:**
2 Gang: 146 x 86mm

Code	Description
7MPRO-149	Satin Chrome, White Insert
7MPRO-249	Satin Chrome, Black Insert
7MPRO-749	Satin Chrome, Grey Insert
7MPRO-349	Polished Chrome, White Insert
7MPRO-549	Polished Chrome, Black Insert
7MPRO-449	Black Nickel, Black Insert
7MPRO-649	Antique Brass, Black Insert



7MPRO-649





7MPRO-131



7MPRO-231



7MPRO-731



7MPRO-331



7MPRO-531



7MPRO-431



7MPRO-631

- Compliant with BS 4177 & BS 1363-2
- **Dimensions:**
2 Gang: 146 x 86mm

Code	Description
7MPRO-131	Satin Chrome, White Insert
7MPRO-231	Satin Chrome, Black Insert
7MPRO-731	Satin Chrome, Grey Insert
7MPRO-331	Polished Chrome, White Insert
7MPRO-531	Polished Chrome, Black Insert
7MPRO-431	Black Nickel, Black Insert
7MPRO-631	Antique Brass, Black Insert





7MPRO-146



7MPRO-246



7MPRO-746



7MPRO-346



7MPRO-546

- Compliant with BS 5733
- **Dimensions:**
1 Gang: 86 x 86mm



7MPRO-446



7MPRO-646

Code	Description
7MPRO-146	Satin Chrome, White Insert
7MPRO-246	Satin Chrome, Black Insert
7MPRO-746	Satin Chrome, Grey Insert
7MPRO-346	Polished Chrome, White Insert
7MPRO-546	Polished Chrome, Black Insert
7MPRO-446	Black Nickel, Black Insert
7MPRO-646	Antique Brass, Black Insert





7MPRO-132



7MPRO-232



7MPRO-732



7MPRO-332



7MPRO-532



7MPRO-432



7MPRO-632

- Compliant with BS EN 60669-1
- **Dimensions:**
2 Gang: 86 x 146mm

Code	Description
7MPRO-132	Satin Chrome, White Insert
7MPRO-232	Satin Chrome, Black Insert
7MPRO-732	Satin Chrome, Grey Insert
7MPRO-332	Polished Chrome, White Insert
7MPRO-532	Polished Chrome, Black Insert
7MPRO-432	Black Nickel, Black Insert
7MPRO-632	Antique Brass, Black Insert



TV/FM Sockets - 1 Gang TV/FM Coaxial/Aerial



7MPRO-133



7MPRO-233



7MPRO-733



7MPRO-333



7MPRO-533

- Suitable for use with VHF/UHF & Cable TV signals
- Compliant with BS 3041-7
- **Dimensions:**
1 Gang: 86 x 86mm



7MPRO-433



7MPRO-633

Code	Description
7MPRO-133	Satin Chrome, White Insert
7MPRO-233	Satin Chrome, Black Insert
7MPRO-733	Satin Chrome, Grey Insert
7MPRO-333	Polished Chrome, White Insert
7MPRO-533	Polished Chrome, Black Insert
7MPRO-433	Black Nickel, Black Insert
7MPRO-633	Antique Brass, Black Insert

TV/FM Sockets - 2 Gang TV/FM Coaxial/Aerial



7MPRO-134



7MPRO-234



7MPRO-734



7MPRO-334



7MPRO-534

- Suitable for use with VHF/UHF & Cable TV signals
- Compliant with BS 3041-7
- **Dimensions:**
1 Gang: 86 x 86mm



7MPRO-434



7MPRO-634

Code	Description
7MPRO-134	Satin Chrome, White Insert
7MPRO-234	Satin Chrome, Black Insert
7MPRO-734	Satin Chrome, Grey Insert
7MPRO-334	Polished Chrome, White Insert
7MPRO-534	Polished Chrome, Black Insert
7MPRO-434	Black Nickel, Black Insert
7MPRO-634	Antique Brass, Black Insert

Satellite Sockets - 1 Gang F-Type Satellite



7MPRO-135



7MPRO-235



7MPRO-735



7MPRO-335



7MPRO-535



7MPRO-435



7MPRO-635

- Suitable for use with VHF/UHF & Cable TV signals
- Compliant with BS 3041-7
- **Dimensions:**
1 Gang: 86 x 86mm

Code	Description
7MPRO-135	Satin Chrome, White Insert
7MPRO-235	Satin Chrome, Black Insert
7MPRO-735	Satin Chrome, Grey Insert
7MPRO-335	Polished Chrome, White Insert
7MPRO-535	Polished Chrome, Black Insert
7MPRO-435	Black Nickel, Black Insert
7MPRO-635	Antique Brass, Black Insert

Satellite Sockets - 2 Gang F-Type Satellite



7MPRO-145



7MPRO-245



7MPRO-745



7MPRO-345



7MPRO-545



7MPRO-445



7MPRO-645

- Suitable for use with VHF/UHF & Cable TV signals
- Compliant with BS 3041-7
- **Dimensions:**
1 Gang: 86 x 86mm

Code	Description
7MPRO-145	Satin Chrome, White Insert
7MPRO-245	Satin Chrome, Black Insert
7MPRO-745	Satin Chrome, Grey Insert
7MPRO-345	Polished Chrome, White Insert
7MPRO-545	Polished Chrome, Black Insert
7MPRO-445	Black Nickel, Black Insert
7MPRO-645	Antique Brass, Black Insert

Satellite & TV/FM Sockets - 1 Gang F-Type Satellite + 1 Gang TV/FM Coaxial/Aerial



7MPRO-136



7MPRO-236



7MPRO-736



7MPRO-336



7MPRO-536

- Suitable for use with VHF/UHF & Cable TV signals
- Compliant with BS 3041-7
- **Dimensions:**
1 Gang: 86 x 86mm



7MPRO-436



7MPRO-636

Code	Description
7MPRO-136	Satin Chrome, White Insert
7MPRO-236	Satin Chrome, Black Insert
7MPRO-736	Satin Chrome, Grey Insert
7MPRO-336	Polished Chrome, White Insert
7MPRO-536	Polished Chrome, Black Insert
7MPRO-436	Black Nickel, Black Insert
7MPRO-636	Antique Brass, Black Insert

Satellite & TV/FM Sockets - 1 Gang F-Type Satellite + 2 Gang TV/FM Coaxial/Aerial



7MPRO-137



7MPRO-237



7MPRO-737



7MPRO-337



7MPRO-537

- Suitable for use with VHF/UHF & Cable TV signals
- Compliant with BS 3041-7
- **Dimensions:**
1 Gang: 86 x 86mm



7MPRO-437



7MPRO-637

Code	Description
7MPRO-137	Satin Chrome, White Insert
7MPRO-237	Satin Chrome, Black Insert
7MPRO-737	Satin Chrome, Grey Insert
7MPRO-337	Polished Chrome, White Insert
7MPRO-537	Polished Chrome, Black Insert
7MPRO-437	Black Nickel, Black Insert
7MPRO-637	Antique Brass, Black Insert



7MPRO-138



7MPRO-238



7MPRO-738



7MPRO-338



7MPRO-538



7MPRO-438



7MPRO-638

- Compliant with BS 6312-2-2 & BS EN 50173-1
- **Dimensions:**
1 Gang: 86 x 86mm

Code	Description
7MPRO-138	Satin Chrome, White Insert
7MPRO-238	Satin Chrome, Black Insert
7MPRO-738	Satin Chrome, Grey Insert
7MPRO-338	Polished Chrome, White Insert
7MPRO-538	Polished Chrome, Black Insert
7MPRO-438	Black Nickel, Black Insert
7MPRO-638	Antique Brass, Black Insert

Communication / Data Sockets - 1 Gang Secondary



7MPRO-139



7MPRO-239



7MPRO-739



7MPRO-339



7MPRO-539



7MPRO-439



7MPRO-639

- Compliant with BS 6312-2-2 & BS EN 50173-1
- **Dimensions:**
1 Gang: 86 x 86mm

Code	Description
7MPRO-139	Satin Chrome, White Insert
7MPRO-239	Satin Chrome, Black Insert
7MPRO-739	Satin Chrome, Grey Insert
7MPRO-339	Polished Chrome, White Insert
7MPRO-539	Polished Chrome, Black Insert
7MPRO-439	Black Nickel, Black Insert
7MPRO-639	Antique Brass, Black Insert



7MPRO-140



7MPRO-240



7MPRO-740



7MPRO-340



7MPRO-540

- Compliant with BS 6312-2-2 & BS EN 50173-1
- **Dimensions:**
1 Gang: 86 x 86mm



7MPRO-440



7MPRO-640

Code	Description
7MPRO-140	Satin Chrome, White Insert
7MPRO-240	Satin Chrome, Black Insert
7MPRO-740	Satin Chrome, Grey Insert
7MPRO-340	Polished Chrome, White Insert
7MPRO-540	Polished Chrome, Black Insert
7MPRO-440	Black Nickel, Black Insert
7MPRO-640	Antique Brass, Black Insert

Communication / Data Sockets - 2 Gang RJ45



7MPRO-141



7MPRO-241



7MPRO-741



7MPRO-341



7MPRO-541

- Compliant with BS 6312-2-2 & BS EN 50173-1
- **Dimensions:**
1 Gang: 86 x 86mm



7MPRO-441



7MPRO-641

Code	Description
7MPRO-141	Satin Chrome, White Insert
7MPRO-241	Satin Chrome, Black Insert
7MPRO-741	Satin Chrome, Grey Insert
7MPRO-341	Polished Chrome, White Insert
7MPRO-541	Polished Chrome, Black Insert
7MPRO-441	Black Nickel, Black Insert
7MPRO-641	Antique Brass, Black Insert



7MPRO-144



7MPRO-244



7MPRO-744



7MPRO-344



7MPRO-544



7MPRO-444



7MPRO-644

- Compliant with BS 6312-2-2 & BS EN 50173-1

- **Dimensions:**
1 Gang: 86 x 86mm

Code	Description
7MPRO-144	Satin Chrome, White Insert
7MPRO-244	Satin Chrome, Black Insert
7MPRO-744	Satin Chrome, Grey Insert
7MPRO-344	Polished Chrome, White Insert
7MPRO-544	Polished Chrome, Black Insert
7MPRO-444	Black Nickel, Black Insert
7MPRO-644	Antique Brass, Black Insert



Blanking Plates - 1 Gang



7MPRO-142



7MPRO-342



7MPRO-442



7MPRO-642

Code	Description
7MPRO-142	Satin Chrome
7MPRO-342	Polished Chrome
7MPRO-442	Black Nickel
7MPRO-642	Antique Brass

- Compliant with BS 5733
- **Dimensions:**
1 Gang: 86 x 86mm

Blanking Plates - 2 Gang



7MPRO-143



7MPRO-343



7MPRO-443

- Compliant with BS 5733
- **Dimensions:**
2 Gang: 146 x 86mm

Code	Description
7MPRO-143	Satin Chrome
7MPRO-343	Polished Chrome
7MPRO-443	Black Nickel
7MPRO-643	Antique Brass



7MPRO-643



Spacers - 1 Gang (for use with 7M-PRO plates)



LG871

LG872

LG873

LG874

- Enables more room for cables behind face plate
- Spacers have a 10mm depth
- Compliant with BS 5733
- **Dimensions:**
1 Gang: 86 x 86mm

Code	Description
LG871	Satin Chrome
LG872	Polished Chrome
LG873	Black Nickel
LG874	Antique Brass

Spacers - 2 Gang (for use with 7M-PRO plates)



LG879

LG880

LG881



LG882

- Enables more room for cables behind face plate
- Spacers have a 10mm depth
- Compliant with BS 5733
- **Dimensions:**
2 Gang: 146 x 86mm

Code	Description
LG879	Satin Chrome
LG880	Polished Chrome
LG881	Black Nickel
LG882	Antique Brass

Flat Head Screws



7MPRO-SC-50

SC/50/BLACKNICKEL

SC/50/BRASS

- Pair M3.5 x 50mm plate screws


Code	Description
7MPRO-SC-50	Satin Chrome
SC/50/BLACKNICKEL	Black Nickel
SC/50/BRASS	Brass



Euro Media / Data Plates & Modules

Product	Page
Euro Media / Data Plates	
Smooth	296-297
Square	298
Part M	299
Metal Clad	299
5M	300-301
5M-PLUS	302
7M-PRO	303-305

Product	Page
Euro Media / Data Modules	
Blanking Modules	306-307
Data Modules	306-307
TV/FM & Satellite Modules	306-307
USB Modules	306-307
Brush Modules	306-307
Lockable Modules	306-307



Selectric Euro Media / Data Plates & Modules are available in Smooth, Square, Part M, Metal Clad, 5M, 5M-PLUS & 7M-PRO finishes. All modular finishes are interchangeable with any plate in the range to suit virtually any application and are ideal for quick & efficient installation. Modules easily click in & out of media plates without the use of fixing screws.

- Large range of modules for most applications.
- Modules are available in white, black and grey.
- Up to 30 years guarantee.

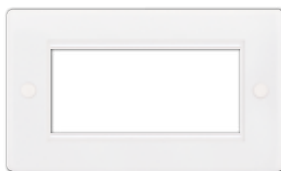




SUN-1




SUN-2




SUN-4



SUN-5



SUN-6



SUN-7

Code	Description
SUN-1	1 Aperture
SUN-2	2 Aperture
SUN-4	4 Aperture
SUN-5	2 Gang DP Socket with 4 Aperture
SUN-6	2 x 4 Aperture, Double Stack Plate
SUN-7	2 x 2 Gang DP Socket with 2 x 4 Aperture

- Plates match the Selectric **Smooth** range
- Compliant with BS 5733
- For use with **Euro Media / Data** modules only
- SUN-6 & SUN-6 compatible with LG-MED-1
- SUN-7 compatible with LG-MED-2
- **Dimensions:**
 - 1 Gang: 86 x 86mm
 - 2 Gang: 146 x 86mm
 - SUN-5, SUN-6: 146 x 172mm
 - SUN-7: 292 x 172mm



LG-MED-1



LG-MED-2

- With knockouts and Earths
- Compliant with EN60670-1
- LG-MED-1 is compatible with 2 x 4 Aperture, Double Stack Plate
- LG-MED-2 is compatible with 2 x 2 Gang DP Socket with 2 x 4 Aperture

Code	Description
LG-MED-1	2 Gang Euro Media Box, 47mm Deep with Earth
LG-MED-2	4 Gang Euro Media Box, 47mm Deep with Earth

Euro Media / Data Plates - Smooth Brush Plates



SSL-BR-7



SSL-BR-13

- Plates match the Selectric **Smooth** range
- Compliant with BS 5733
- **Dimensions:**
 - 1 Gang: 86 x 86mm
 - 2 Gang: 146 x 86mm

Code	Description
SSL-BR-7	2 Aperture Black Brush
SSL-BR-13	4 Aperture Black Brush

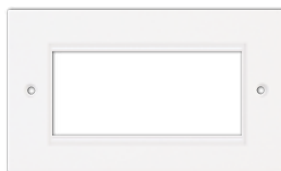
Euro Media / Data Plates - Square Plates



SQ-1



SQ-2



SQ-4

Code	Description
SQ-1	1 Aperture
SQ-2	2 Aperture
SQ-4	4 Aperture

- Plates match the Selectric **Square** range
- For use with **Euro Media / Data** modules only
- **Dimensions:**
1 Gang: 86 x 86mm
2 Gang: 146 x 86mm

Euro Media / Data Plates - Square Brush Plates



SQ-5



SQ-6



SQ-7



SQ-8

Code	Description
SQ-5	2 Aperture Black Brush
SQ-6	4 Aperture Black Brush
SQ-7	2 Aperture White Brush
SQ-8	4 Aperture White Brush

- Plates match the Selectric **Square** range
- Compliant with BS 5733
- **Dimensions:**
1 Gang: 86 x 86mm
2 Gang: 146 x 86mm





SSL636



SSL637



SSL638


- Plates match the Selectric **Part M** range
- Compliant with BS 5733
- For use with **Euro Media / Data** modules only
- **Dimensions:**
 - 1 Gang: 86 x 86mm
 - 2 Gang: 146 x 86mm

Code	Description
SSL636	1 Aperture
SSL637	2 Aperture
SSL638	4 Aperture

Euro Media / Data Plates - Metal Clad Plates



LG9002MB



LG9004MB

- Plates match the Selectric **Metal Clad** range
- Compliant with BS 5733
- Back box included
- **Dimensions:**
 - 1 Gang: 79 x 79mm
 - 2 Gang: 142 x 79mm

Code	Description
LG9002MB	2 Aperture
LG9004MB	4 Aperture

Euro Media / Data Plates - 5M 1 Aperture



5M-1



5M-2



5M-3



5M-4



5M-6



5M-19



5M-25

Code	Description
5M-1	Satin Chrome
5M-2	Polished Chrome
5M-3	Black Nickel
5M-4	Antique Brass
5M-6	Satin Brass
5M-19	Matt Black
5M-25	Dark Bronze

- Plates match the Selectric **5M** range
- 1 Aperture
- Compliant with BS 5733
- For use with **Euro Media / Data** modules only
- **Dimensions:**
1 Gang: 86 x 86mm

Euro Media / Data Plates - 5M 2 Aperture



5M-7



5M-8



5M-9



5M-10



5M-12



5M-20



5M-26

Code	Description
5M-7	Satin Chrome
5M-8	Polished Chrome
5M-9	Black Nickel
5M-10	Antique Brass
5M-12	Satin Brass
5M-20	Matt Black
5M-26	Dark Bronze

- Plates match the Selectric **5M** range
- 2 Aperture
- Compliant with BS 5733
- For use with **Euro Media / Data** modules only
- **Dimensions:**
1 Gang: 86 x 86mm



5M-13



5M-14




5M-15



5M-16



5M-18



5M-21



5M-27

- 4 Aperture
- Compliant with BS 5733
- For use with **Euro Media** / **Data** modules only
- **Dimensions:**
2 Gang: 146 x 86mm

Code	Description
5M-13	Satin Chrome
5M-14	Polished Chrome
5M-15	Black Nickel
5M-16	Antique Brass
5M-18	Satin Brass
5M-21	Matt Black
5M-27	Dark Bronze

Euro Media / Data Plates - 5M Brush Plates 2 Aperture



5M-BR-7




5M-BR-8

Code	Description
5M-BR-7	Satin Chrome
5M-BR-8	Polished Chrome

Euro Media / Data Plates - 5M Brush Plates 4 Aperture



5M-BR-13



5M-BR-14

Code	Description
5M-BR-13	Satin Chrome
5M-BR-14	Polished Chrome

Euro Media / Data Plates - 5M-PLUS 1 Aperture



5MPLUS-1

5MPLUS-16

5MPLUS-13

5MPLUS-10

5MPLUS-19

Code	Description
5MPLUS-1	Satin Chrome
5MPLUS-16	Antique Brass
5MPLUS-13	Matt Black
5MPLUS-10	Matt White
5MPLUS-19	Dark Bronze

- Plates match the Selectric **5M-PLUS** range
- 1 Aperture
- Compliant with BS 5733
- For use with **Euro Media / Data** modules only
- **Dimensions:**
1 Gang: 86 x 86mm

Euro Media / Data Plates - 5M-PLUS 2 Aperture



5MPLUS-4

5MPLUS-17

5MPLUS-14

5MPLUS-11

5MPLUS-20

Code	Description
5MPLUS-4	Satin Chrome
5MPLUS-17	Antique Brass
5MPLUS-14	Matt Black
5MPLUS-11	Matt White
5MPLUS-20	Dark Bronze

- Plates match the Selectric **5M-PLUS** range
- 2 Aperture
- Compliant with BS 5733
- For use with **Euro Media / Data** modules only
- **Dimensions:**
1 Gang: 86 x 86mm

Euro Media / Data Plates - 5M-PLUS 4 Aperture



5MPLUS-7

5MPLUS-18

5MPLUS-15

Code	Description
5MPLUS-7	Satin Chrome
5MPLUS-18	Antique Brass
5MPLUS-15	Matt Black
5MPLUS-12	Matt White
5MPLUS-21	Dark Bronze



5MPLUS-12



5MPLUS-21



7M-1



7M-2



7M-3



7M-10

- Plates match the Selectric **7M-PRO** range
- 1 Aperture
- Compliant with BS 5733
- For use with **Euro Media / Data** modules only
- **Dimensions:**
1 Gang: 86 x 86mm

Code	Description
7M-1	Satin Chrome
7M-2	Polished Chrome
7M-3	Black Nickel
7M-10	Antique Brass

Euro Media / Data Plates - 7M-PRO 2 Aperture



7M-4



7M-5



7M-6



7M-11

- Plates match the Selectric **7M-PRO** range
- 2 Aperture
- Compliant with BS 5733
- For use with **Euro Media / Data** modules only
- **Dimensions:**
1 Gang: 86 x 86mm

Code	Description
7M-4	Satin Chrome
7M-5	Polished Chrome
7M-6	Black Nickel
7M-11	Antique Brass

Euro Media / Data Plates - 7M-PRO 4 Aperture



7M-7



7M-8




7M-9




7M-12

- 4 Aperture
- Compliant with BS 5733
- For use with **Euro Media / Data** modules only
- **Dimensions:**
1 Gang: 146 x 146mm


Code	Description
7M-7	Satin Chrome
7M-8	Polished Chrome
7M-9	Black Nickel
7M-12	Antique Brass




7M-13




7M-14



7M-15



7M-16




7M-17




7M-18

- Compliant with BS 5733
- For use with **Euro Media / Data** modules only
- Compatible with LG-MED-2 Back Box
- **Dimensions:**
292 x 172mm

Code	Description
7M-13	Satin Chrome, White Insert
7M-14	Satin Chrome, Black Insert
7M-15	Satin Chrome, Grey Insert
7M-16	Polished Chrome, White Insert
7M-17	Polished Chrome, Black Insert
7M-18	Black Nickel, Black Insert




7M-19



7M-20



7M-21



7M-22



7M-23

- Compliant with BS 5733
- For use with **Euro Media / Data** modules only
- Compatible with LG-MED-2 Back Box
- **Dimensions:**
292 x 172mm

Code	Description
7M-19	Antique Brass, Black Insert
7M-20	Satin Brass, Black Insert
7M-21	Matt Black, Black Insert
7M-22	Matt White, White Insert
7M-23	Dark Bronze, Black Insert



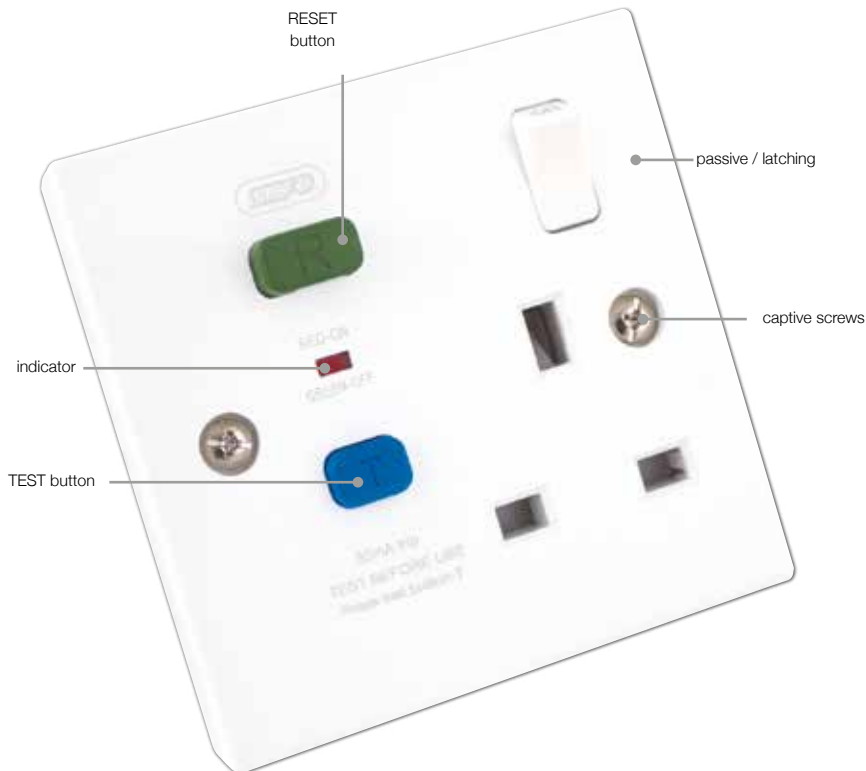
Code	Finish	Euro Media / Data Modules	Dimensions	Standards
MOD-67	White	Quarter Blanking Module	12.5 x 50mm	BS 5733
MOD-68	Black			
MOD-1	White	Half Blanking Module	25 x 50mm	BS 5733
MOD-2	Black			
MOD-43	Grey			
MOD-5	White	BT Telephone Socket (Master)	25 x 50mm	BS 6312 & BS 50173
MOD-6	Black			
MOD-44	Grey			
MOD-7	White	BT Telephone Socket (Secondary)	25 x 50mm	BS 6312 & BS 50173
MOD-8	Black			
MOD-45	Grey			
MOD-9	White	RJ11 Socket	25 x 50mm	BS 6312
MOD-11	White	RJ45 Cat5E Socket - Unshielded	25 x 50mm	BS 6312 & BS 50173
MOD-12	Black			
MOD-47	Grey			
MOD-13	White	RJ45 Cat6 Socket - Unshielded	25 x 50mm	BS 6312 & BS 50173
MOD-14	Black			
MOD-48	Grey			
MOD-35	White	Type A HDMI Socket Modules	25 x 50mm	
MOD-36	Black			
MOD-15	White	Coaxial/Aerial Socket (Female) Non-Isolated with Faraday Cage	25 x 50mm	BS 3041
MOD-16	Black			
MOD-49	Grey			
MOD-39	White	Coaxial/Aerial Socket (Female) Non-Isolated without Faraday Cage	25 x 50mm	BS 3041
MOD-40	Black			
MOD-50	Grey			
MOD-41	White	Coaxial/Aerial Socket (Male) Non-Isolated without Faraday Cage	25 x 50mm	BS 3041
MOD-42	Black			
MOD-52	Grey			
MOD-19	White	F-Type Satellite Non-Isolated - with Faraday Cage	25 x 50mm	BS 3041
MOD-20	Black			
MOD-53	Grey			
MOD-25	White	2 x Coaxial/Aerial (Male & Female) + 1 x F-Type Satellite - Isolated	50 x 50mm	BS 3041
MOD-26	Black			
MOD-27	White	2 x Coaxial/Aerial (Male & Female) + 2 x F-Type Satellite - Isolated	50 x 50mm	BS 3041
MOD-28	Black			
MOD-59	White	1 x USB Type A & 1 x USB Type C (3.1A)	25 x 50mm	BS 61558
MOD-60	Black			
MOD-61	Grey			
MOD-62	White	2 x USB Type C (3.1A)	25 x 50mm	BS 61558
MOD-63	Black			
MOD-64	Grey			
BR-3	White	Brush Module - 2 Aperture	50 x 50mm	BS 5733
BR-1	Black			
BR-4	White	Brush Module - 4 Aperture	100 x 50mm	BS 5733
BR-2	Black			
MOD-65	White	13A 1 Gang Socket with 20A DP Key Operated Switch	100 x 50mm	BS 1363 & BS 60669
MOD-66	Black			



RCD Accessories

Product	Page
Square	
13A RCD Square Socket Outlets	310
13A RCD Square Fused Connection Unit	310

Product	Page
Metal Clad	
13A RCD Socket Outlets	311
13A RCD Fused Connection Unit	311



Selectric RCD Products offer a level of personal protection that ordinary fuses and circuit-breakers cannot provide. An RCD, or Residual Current Device, is a life-saving device which is designed to prevent you from getting a fatal electric shock if you touch something live, such as a bare wire. It can also provide protection against electrical fires.

All our RCD units are Type A; Type A RCDs are designed to protect against both sinusoidal and pulsating direct currents, making them versatile and suitable for a wide range of applications. By having all our RCD units as Type A, we prioritize the highest level of protection for our customers.

Our RCD products come equipped with captive screws. This feature ensures that the screws remain attached to the device, eliminating the risk of misplacement or loss during installation or maintenance.

- Passive / latching; RCD will remain closed once set, and will only trip when a hazardous earth fault occurs.
- Captive screws
- 1 year guarantee



13A RCD Socket Outlets - Square




LGRCD-1



LGRCD-1
(back)



LGRCD-2



LGRCD-2
(back)

Code	Description
LGRCD-1	13A RCD Protected 1 Gang DP Switched Socket White, (Passive / Latching) Type A
LGRCD-2	13A RCD Protected 2 Gang DP Switched Socket White, (Passive / Latching) Type A

- Compliant with BS 1363-2 & BS 61543
- Passive / latching; RCD will remain closed once set, and will only trip when a hazardous earth fault occurs
- **Dimensions:**
 - 1 Gang: 86 x 86mm
 - 2 Gang: 146 x 86mm

13A RCD Fused Connection Unit - Square



LGRCD-3



LGRCD-3
(back)

Code	Description
LGRCD-3	13A Fused RCD Connection Unit, White, (Passive / Latching), Max. 3000W Type A

- Compliant with BS 1363-2 & BS 61543
- Passive / latching; RCD will remain closed once set, and will only trip when a hazardous earth fault occurs
- **Dimensions:**
 - 1 Gang: 86 x 86mm



LGRCD-4



LGRCD-4
(back)



LGRCD-5

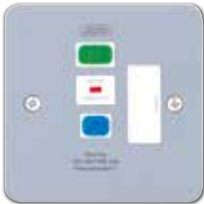


LGRCD-5
(back)

- Compliant with BS 1363-2 & BS 61543
- Passive / latching; RCD will remain closed once set, and will only trip when a hazardous earth fault occurs
- Back box included
- **Dimensions:**
1 Gang: 87 x 87mm
2 Gang: 147 x 87mm

Code	Description
LGRCD-4	13A RCD Protected 1 Gang DP Switched Socket (Passive / Latching) Type A
LGRCD-5	13A RCD Protected 2 Gang DP Switched Socket (Passive / Latching) Type A

13A RCD Fused Connection Unit - Metal Clad



LGRCD-6



LGRCD-6
(back)


- Compliant with BS 1363-2 & BS 61543
- Passive / latching; RCD will remain closed once set, and will only trip when a hazardous earth fault occurs
- Back box included
- **Dimensions:**
1 Gang: 87 x 87mm

Code	Description
LGRCD-6	13A Fused RCD Connection Unit, (Passive / Latching), Max. 3000W Type A



Seal IP65 - IP68 Rated Accessories

Product	Page	Product	Page
IP66 Rated 10A Plate Switches	314	IP68 In-Line Cable Connector	317
IP65 Rated Universal Accessory Boxes	315	IP66 Rated Rectangular Weatherproof Isolator Switches	318
IP66 Rated Universal Accessory Boxes	316	IP66 Rated Yellow Rectangular Weatherproof Isolator Switches	319
IP66 13A Switched Socket Outlets	316	IP65 Rated Rotary Isolator Switches	320
IP66 Rated 13A RCD Switched Socket Outlet	317	IP66 Rated DC Isolator Switches	321



Our range of Selectric Seal IP65 - IP68 Rated Accessories allows you to take power outdoors. The range is easy to install with simple open and close lid action on all of our IP Rated boxes. Our weather protected, isolating & rotary switches are suitable for virtually any external application, such as using in rainy or wet conditions or in industrial settings where dust and debris are present.

- Robust casing for outdoor use.
- Up to 5 years guarantee.





SS66-100



SS66-100
(back)



SS66-101

Code	Description
SS66-100	IP66 Outdoor Heavy Duty 1 Gang 2 Way Switch - X-Rated
SS66-101	IP66 Outdoor Heavy Duty 2 Gang 2 Way Switch - X-Rated

- 240V - AC
- Threaded cable entries on each side
- Compliant with BS EN 60669-1
- **Dimensions:**
87 x 87 x 63mm





SS65-1G



SS65-2G



SS65-DG

- Add your own accessories
- Compliant with BS EN 60529
- **Dimensions:**
 - 1 Gang: 101 x 135mm
 - 2 Gang: 162 x 135mm
 - 2 x 1 Gang: 200 x 135mm

Code	Description
SS65-1G	IP65 Outdoor Universal Accessory Box 1 Gang
SS65-2G	IP65 Outdoor Universal Accessory Box 2 Gang
SS65-DG	IP65 Outdoor Universal Accessory Box 2 x 1 Gang Dual





SS66PRO-A



SS66PRO-B

Code	Description
SS66PRO-A	IP66 1 Gang Outdoor Universal Accessory Box
SS66PRO-B	IP66 2 Gang Outdoor Universal Accessory Box

- Add your own accessories
- **Dimensions:**
1 Gang: 110mm x 160mm x 90mm
2 Gang: 170mm x 160mm x 90mm

IP66 Rated 13A Switched Socket Outlets



SS66PRO-C



SS66PRO-D

Code	Description
SS66PRO-C	IP66 13A 1 Gang Switched Socket Outlet SP
SS66PRO-D	IP66 13A 2 Gang Switched Socket Outlet SP

- **Dimensions:**
1 Gang: 110mm x 160mm x 90mm
2 Gang: 170mm x 160mm x 90mm



SS66PRO-E

- Passive / latching; RCD will remain closed once set, and will only trip when a hazardous earth fault occurs
- **Dimensions:**
2 Gang: 170mm x 160mm x 90mm

Code	Description
SS66PRO-E	IP66 13A RCD 2 Gang Switched Socket Outlet (Passive / Latching) Type A

IP68 In-Line Cable Connector



CC68-1

- Cable Diameter: 6mm - 10mm
- Suitable for round cable 0.75mm² - 1.5mm²
- Compliant with BS EN 50262 & BS EN 60529
- **Dimensions:**
115mm x 37.5mm

Code	Description
CC68-1	IP68 Black In-Line Cable Connector



SS20A-RS



SS35A-RS



SS63A-RS

Code	Description
SS20A-RS	20A / 10kW Rectangular Weatherproof Isolator Switch 4 Pole 415V
SS35A-RS	35A / 16kW Rectangular Weatherproof Isolator Switch 4 Pole 415V
SS63A-RS	63A / 30kW Rectangular Weatherproof Isolator Switch 4 Pole 415V

- Lockable in the 'Off' position.
- Base mounted mechanism provides for easier termination and more wiring room
- Fixed earth and neutral connector bars with dual clamping screws per tunnel provide equal stripping lengths and secure clamping for all cables
- Enclosure has 2 x M25 25mm screw outs for cable entry
- Compliant with BS EN 60947-3
- Insulating cap cover base mounting screws to protect from any live cables
- Impact resistant base and cover
- The two sections are sealed with a weather seal gasket
- **Dimensions:**
80mm x 162mm x 90mm





SS20A-RSY

SS35A-RSY

SS45A-RSY

SS63A-RSY

- Lockable in the 'Off' position.
- Base mounted mechanism provides for easier termination and more wiring room
- Fixed earth and neutral connector bars with dual clamping screws per tunnel provide equal stripping lengths and secure clamping for all cables
- Enclosure has 2 x M25 25mm screw outs for cable entry
- Compliant with BS EN 60947-3
- Insulating cap cover base mounting screws to protect from any live cables
- Impact resistant base and cover
- The two sections are sealed with a weather seal gasket
- **Dimensions:**
80mm x 162mm x 90mm

Code	Description
SS20A-RSY	20A / 10kW Rectangular Weatherproof Isolator Switch 4 Pole 415V
SS35A-RSY	35A / 16kW Rectangular Weatherproof Isolator Switch 4 Pole 415V
SS45A-RSY	45A / 22kW Rectangular Weatherproof Isolator Switch 4 Pole 415V
SS63A-RSY	63A / 30kW Rectangular Weatherproof Isolator Switch 4 Pole 415V





SSRI-16A

SSRI-20A

SSRI-25A

SSRI-32A



SSRI-SPEC32

SSRI-40A

SSRI-63A

SSRI-100A

Code	Description
SSRI-16A	16A / 8kW Rotary Isolator Switch, 4 Pole 415V
SSRI-20A	20A / 10kW Rotary Isolator Switch, 4 Pole 415V
SSRI-25A	25A / 12.5kW Rotary Isolator Switch, 4 Pole 415V
SSRI-32A	32A / 16kW Rotary Isolator Switch, 4 Pole 415V
SSRI-SPEC32	32A / 16kW Rotary Isolator Switch, 4 Pole 415V in larger enclosure
SSRI-40A	40A / 18.5kW Rotary Isolator Switch, 4 Pole 415V
SSRI-63A	63A / 30kW Rotary Isolator Switch, 4 Pole 415V
SSRI-100A	100A / 55kW Rotary Isolator Switch, 4 Pole 415V

- Impact resistant base and cover
- Lockable in OFF position (up to 3 padlocks)
- 20mm knockouts
- IP65 Rated enclosure - 415 Volt
- Surface mounting with polycarbonate housing
- Compliant with BS EN 60947-3
- **Dimensions:**
 - 16A to 32A: 100 x 120 x 125mm
 - SSRI-SPEC32: 114 x 135 x 175mm
 - 40A to 63A: 114 x 135 x 175mm
 - 100A: 160 x 165 x 240mm



SSRI-16A-DC



SSRI-25A-DC



SSRI-32A-DC

- Impact resistant base and cover
- Lockable in OFF position (up to 3 padlocks)
- 20mm knockouts
- IP66 Rated enclosure
- Surface mounting with polycarbonate housing
- Compliant with BS EN 60947-3
- **Dimensions:**
95mm x 115mm x 180mm

Code	Description
SSRI-16A-DC	IP66 16A 600-1500V DC Isolator Switch, 4 Pole
SSRI-25A-DC	IP66 25A 600-1500V DC Isolator Switch, 4 Pole
SSRI-32A-DC	IP66 32A 600-1500V DC Isolator Switch, 4 Pole

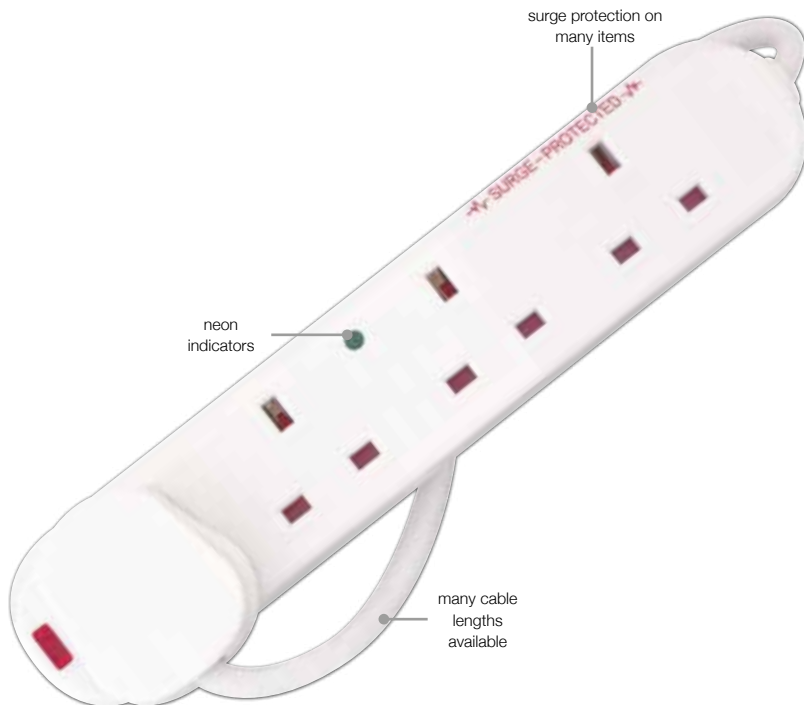




PIR, Power & Cable Management

Product	Page
IP44 Outdoor Light Controller	324
PIR Detectors	325
13A Trailing Sockets	326-327
13A 1 Gang Extension Leads	328
13A 2 Gang Extension Leads	328
13A 4 Gang Extension Leads	329
13A 6 Gang Extension Leads	330
13A 4 Gang Switched Extension Lead	330

Product	Page
13A Anti-Surge & Anti-Spike Extension Leads	331
13A Heavy Duty PVC Reel	332
Flat Cable Clips	333
Round Cable Clips	334
Polyethylene Connector Strips	335
Mains Electrical Testers	336
Screwdriver	337
Tape Measure	337



The Selectric range of PIR, power & cable management products offers a comprehensive solution for organizing and managing power cords, cables, and accessories.

With a variety of options such as extension leads, cable clips, and connector strips, the range ensures efficient and safe power distribution and cable management in both residential and commercial environments. Whether it's for home offices, workstations, or data centers, the Selectric range provides reliable and practical solutions to keep cords and cables neatly organized and minimize the risk of accidents or tripping hazards.

Our extension leads provide additional reach to power outlets, allowing for greater flexibility in placing electrical devices. Some come with surge protection, which safeguards devices from voltage fluctuations. Ultimately, these features make extension leads convenient and practical for managing multiple electronics efficiently.

- Up to 3 years warranty.





LFPC5

- Rated Current: 1200W (incandescent) 300W (LED)
- 6A inductive load
- Compliant with EN 55015, EN 61547 & EN 61000
- **Dimensions:**
80 x 98mm

Code	Description
LFPC5	IP44 - 110-230V Photocell Light Controller



Flush Mounted PIR Detector - 360° Degree

- Detection distance; 6M max.
- Rated Load: Max. 1200W (Incandescent), 300W (LED)
- Compliant with EN 61058-1, EN 55015, EN 61547, EN 61000-3-2 & EN 61000-3-3
- **Dimensions:**
79 x 79mm



PIR360-FLU

Code	Description
PIR360-FLU	IP20 1200W PIR Sensor Flush Mounted, White

Surface Mounted PIR Detector - 360° Degree

- Detection distance; 6M max.
- Rated Load: Max. 1200W (Incandescent), 300W (LED)
- Compliant with EN 61058-1, EN 55015, EN 61547, EN 61000-3-2 & EN 61000-3-3
- **Dimensions:**
80 x 40mm



PIR360-SUR

Code	Description
PIR360-SUR	IP20 1200W PIR Sensor Surface Mounted, White

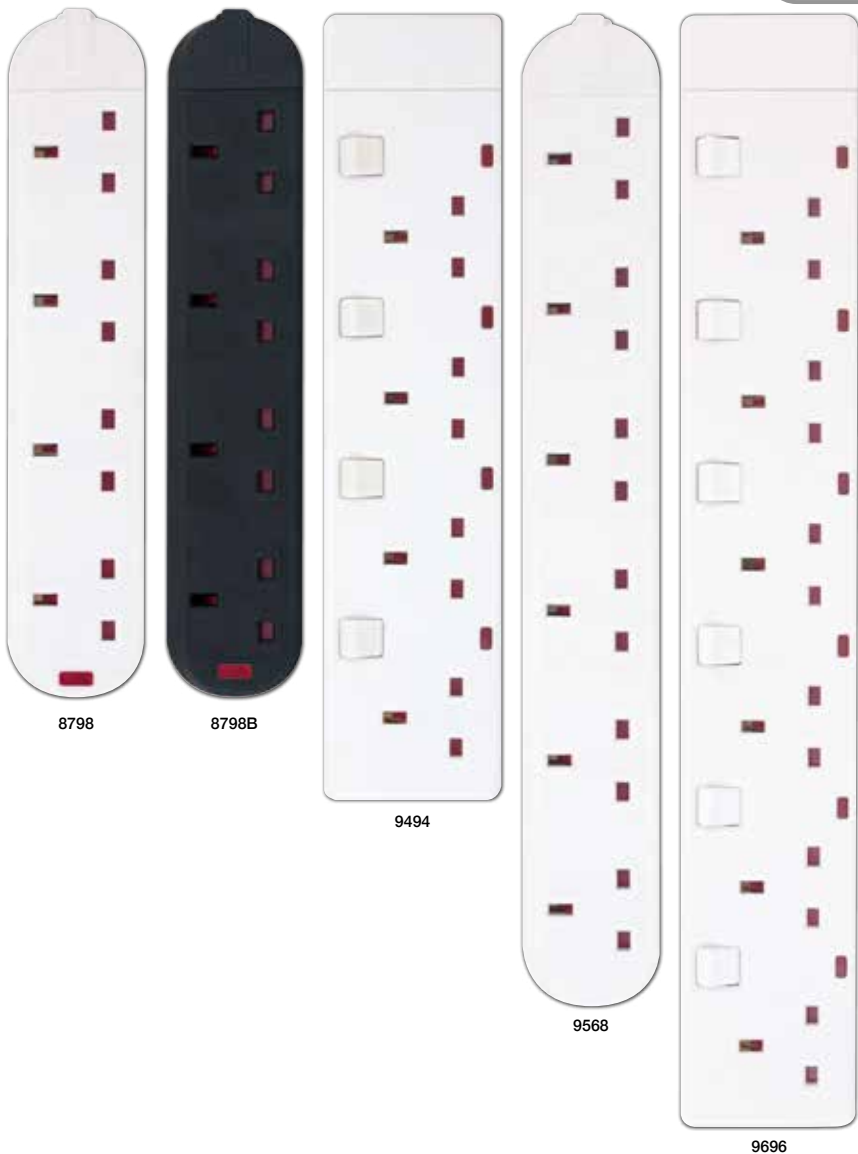
13A Trailing Sockets



Code	Description
9128	1 Gang, White
9128B	1 Gang, Black
9128RW	1 Gang Heavy Duty, White
9128RB	1 Gang Heavy Duty, Black
8828RW	2 Gang Rubber Heavy Duty, White
8828RB	2 Gang Rubber Heavy Duty, Black
8828	2 Gang, White

- Compliant with BS 1363
- Add your own lead





- Compliant with BS 1363
- Add your own lead

Code	Description
8798	4 Gang with Neon, White
8798B	4 Gang with Neon, Black
9494	4 Gang Square Edge (individually switched) with Neons, White
9568	6 Gang with Neon, White
9696	6 Gang Square Edge (individually switched) with Neons, White

13A 1 Gang Extension Leads



9128/13/3M



9128/13/5M

Code	Description
9128/13/3M	1 Gang 3 Metre Lead (White)
9128/13/5M	1 Gang 5 Metre Lead (White)

- Compliant with BS 1363

13A 2 Gang Extension Leads



8828/13/2M





8828/13/3M



8828/13/5M

Code	Description
8828/13/2M	2 Gang 2 Metre Lead (White)
8828/13/3M	2 Gang 3 Metre Lead (White)
8828/13/5M	2 Gang 5 Metre Lead (White)

- Compliant with BS 1363



- Compliant with BS 1363

Code	Description
8798/13/2M	4 Gang 2 Metre Lead (White)
8798/13/3M	4 Gang 3 Metre Lead (White)
8798/13/5M	4 Gang 5 Metre Lead (White)



13A 6 Gang Extension Leads



Code	Description
9568/13/2M	6 Gang 2 Metre Lead (White)

- Compliant with BS 1363

13A 4 Gang Switched Extension Leads



Code	Description
9494/13/2M	4 Gang Individually Switched with Neons, 2 Metre Lead (White)

- Featuring individually switched sockets
- Individual neons
- Compliant with BS 1363






8798/13/2M/AS



9494/13/2M/AS



9568/13/2M/AS

- Compliant with BS 1363

Code	Description
8798/13/2M/AS	4 Gang Anti-Surge with Neon, 2 Metre Lead, White
9494/13/2M/AS	4 Gang Anti-Surge Square Edge Individually Switched with Neons, 2 Metre Lead, White
9568/13/2M/AS	6 Gang Anti-Surge with Neon, 2 Metre Lead, White



- Sturdy construction and easy cable winder
- Heavy duty grip handle
- Features a Resettable Safety Cut-out Button
- Suitable for domestic appliances up to 3.12kW / 240V
- Compliant with BS 1363

52513

Code	Description
52513	4 Gang 25 Metre Lead (Black)





CCF1G



CCF1W



CCF15G



CCF15W



CCF25G



CCF25W



CCF6G



CCF6W

- Comprehensive range to accommodate a wide selection of cable diameters
- Pack size: 100pcs

Code	Description
CCF1G	Flat 1mm Twin & Earth Cable Clips (grey)
CCF1W	Flat 1mm Twin & Earth Cable Clips (white)
CCF15G	Flat 1.5mm Twin & Earth Cable Clips (grey)
CCF15W	Flat 1.5mm Twin & Earth Cable Clips (white)
CCF25G	Flat 2.5mm Twin & Earth Cable Clips (grey)
CCF25W	Flat 2.5mm Twin & Earth Cable Clips (white)
CCF6G	Flat 6mm Twin & Earth Cable Clips (grey)
CCF6W	Flat 6mm Twin & Earth Cable Clips (white)

Round Cable Clips



CCR35W



CCR4W



CCR5W



CCR6W



CCR7W



CCR8W



CCR9W



CCR7BL



CCR11W



CCR11B



CCR7BR

- Comprehensive range to accommodate a wide selection of cable diameters
- Pack size: 100pcs




CCR14B



CCR24B

Code	Description
CCR35W	Round 3.5mm Cable Clips (white)
CCR4W	Round 4mm Cable Clips (white)
CCR5W	Round 5mm Cable Clips (white)
CCR6W	Round 6mm Cable Clips (white)
CCR7W	Round 7mm Cable Clips (white)
CCR8W	Round 8mm Cable Clips (white)
CCR9W	Round 9mm Cable Clips (white)
CCR7BL	Round 7mm Cable Clips (black)
CCR7BR	Round 7mm Cable Clips (brown)
CCR11W	Round 11mm Cable Clips (white)
CCR11B	Round 11mm Cable Clips (black)
CCR14B	Round 14mm Cable Clips (black)
CCR24B	Round 24mm Cable Clips (black)



- Compliant with EN 60998
- Pack of 10 strips
- Blocks can easily be divided into the required number of terminals/connectors
- Resist a temperature of up to 80°C

Code	Description
1001	5A 12 Way (clear)
1002	15A 12 Way (clear)
1003	30A 12 Way (clear)
1004	60A 12 Way (clear)





- Insulated blade sheath with transparent plastic handle for maximum safety

Code	Description
1600	5" Mains Tester
1601	7" Mains Tester



8 Piece Set of Insulated Electrician's Screwdrivers



- 8 piece set of insulated electrician's screwdrivers
- 14 magnetic tips & 1 handle
- Voltage rate 500V

LG-SCREW

Code	Description
LG-SCREW	8 Piece Set of Insulated Electrician's Screwdrivers

Tape Measure



- 5 Metre length
- Measurements in inches & cm

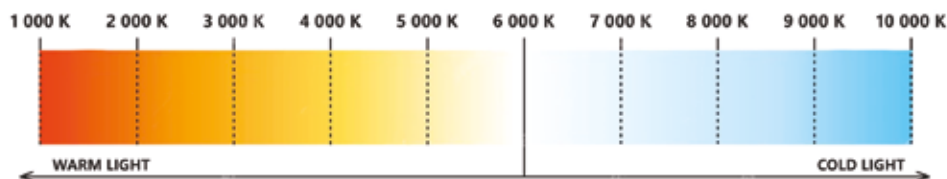
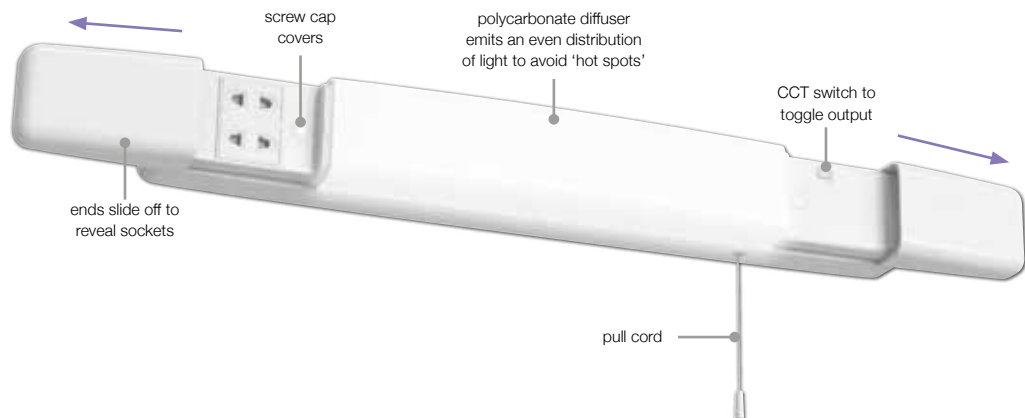
LG-TAPE

Code	Description
LG-TAPE	Tape Measure



Shaverlights

Product	Page
230V IP44 7W CCT LED Shaver Lights with Dual Voltage Shaver Socket	340-341



The sleek and modern design of Selectric shaverlights enhance the visual appeal of any bathroom, creating a more stylish and contemporary look.

Our IP44 shaverlights use energy-efficient LED technology, which consume less power compared to traditional lighting sources. This not only helps reduce energy bills but also contributes to environmental sustainability. They are designed with safety in mind; installed with materials that meet safety standards and the integrated design minimizes the risk of electrical hazards associated with exposed wiring. Furthermore they come with adjustable CCT (Correlated Colour Temperature) technology allowing users to customize the lighting according to their preferences and needs. This feature is useful for creating the right ambience and preventing overly harsh lighting.

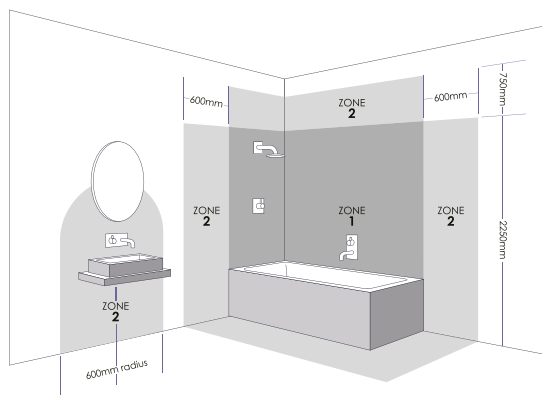

- 7W, 700-770lm
- Tri-colour 3000K / 4000K / 5700K
- Class II
- IP44 rated
- 5 year warranty





Code	Description
LG9240	White
LG9241	Black
LG9242	Satin Chrome

- Input voltage: 220-240V AC
- Life span: 50000hrs
- Lumens: 700-770lm
- Efficacy: 100-110lm/w
- CCT: 3000K / 4000K / 5700K
- Class II
- Compliant with BS 4573 & BS EN 60598
- **Dimensions:**
500 (L) x 64 (H) x 68mm (D)



Bathroom Zones

Selectric IP44 rated shaver lights should not be installed in bathroom zones 1 or 2.

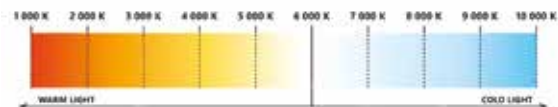




PushGlo Fire Rated Downlights

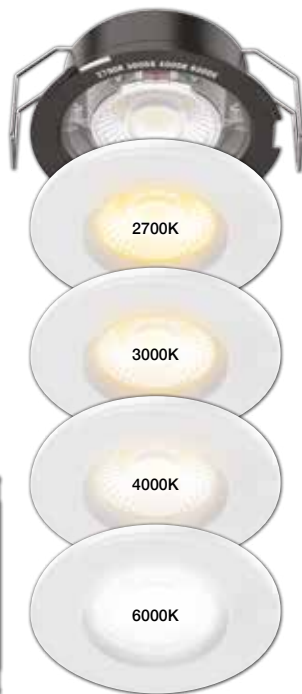
Product	Page
PushGlo PRO Downlights	
IP65 CCT Duo Wattage Fixed Fire Rated Downlights	344
Round bezels for IP65 CCT Duo Wattage Fixed Fire Rated Downlights	345
Square bezels for IP65 CCT Duo Wattage Fixed Fire Rated Downlights	346
IP65 CCT Duo Wattage Tilt Fire Rated Downlights	347
Round bezels for PushGlo PRO IP65 CCT Duo Wattage Tilt Fire Rated Downlights	348
Square bezels for PushGlo PRO IP65 CCT Duo Wattage Tilt Fire Rated Downlights	349

Product	Page
PushGlo Downlights	
IP20 Die-Cast GU10 240V Downlights - Fixed	351
IP20 Die-Cast GU10 240V Downlights - 30° Tilt	351
IP65 Die-Cast GU10 240V Shower Downlights - Fixed	352
IP20 Pressed Steel GU10 240V Downlights - Fixed	352
IP20 Pressed Steel GU10 240V Downlights - 30° Tilt	353
IP65 Pressed Steel GU10 240V Shower Downlights - Fixed	353



The IP65 PushGlo PRO range features a variety of different downlights & bezels using the very latest cutting edge technology. The wattage and the colour temperature is fully adjustable using a simple switch on the connector and the head. All PushGlo PRO items feature quick fit push connectors for fast & efficient installation. The integrated LED offer high lumen efficiency and all are dimmable trailing and leading edge and have an extremely low profile making them ideal for a modern space.

- IP65 front / IP20 back rated
- 5W - 570lm to 600lm
- 7W - 750lm to 810lm
- 2700K / 3000K / 4000K / 6000K
- Quick fit connectors
- Low profile
- Integrated cord grip
- Integrated LED lamp
- 30 / 60 / 90 minute fire protection
- Dimmable trailing & leading edge
- High lumen efficiency



Duo wattage switch on connector to toggle output

Pull apart connector for easy installation





PUSHGLO-24



PUSHGLO-25



PUSHGLO-26



PUSHGLO-27



PUSHGLO-28



PUSHGLO-29



PUSHGLO-30

Code	Description
PUSHGLO-24	White
PUSHGLO-25	Polished Chrome
PUSHGLO-26	Satin Chrome
PUSHGLO-27	Matt Black
PUSHGLO-28	Antique Brass
PUSHGLO-29	Satin Brass
PUSHGLO-30	Dark Bronze

- Fixed polycarbonate bezel
- IP65 front / IP20 back rated
- 65-70mm cutout size
- 5W - 570lm to 600lm
- 7W - 750lm to 810lm
- 2700K / 3000K / 4000K / 6000K
- Integrated LED lamp
- 30 / 60 / 90 minute fire protection
- Dimmable trailing & leading edge
- 5 Year guarantee
- Interchangeable bezels



PUSHGLO-54



PUSHGLO-55



PUSHGLO-56



PUSHGLO-57



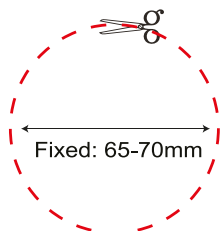
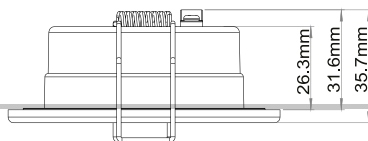
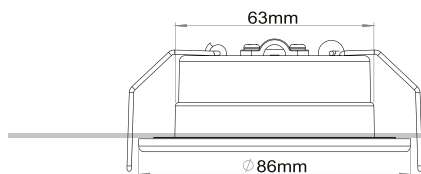
PUSHGLO-58



PUSHGLO-59

- Round bezels to fit codes PUSHGLO-24 to PUSHGLO-30
- Polycarbonate material
- Downlight not included

Code	Description
PUSHGLO-54	Polished Chrome
PUSHGLO-55	Satin Chrome
PUSHGLO-56	Matt Black
PUSHGLO-57	Antique Brass
PUSHGLO-58	Satin Brass
PUSHGLO-59	Dark Bronze



Free standing plug in display board available (code **PG-1**) featuring a fully functional **PUSHGLO-24** & **SSL595** LED dimmer switch



PUSHGLO-38



PUSHGLO-39



PUSHGLO-40



PUSHGLO-41



PUSHGLO-42



PUSHGLO-43



PUSHGLO-44

- Square bezels to fit codes PUSHGLO-24 to PUSHGLO-30
- Polycarbonate material
- Downlight not included with square bezels

Code	Description
PUSHGLO-38	White
PUSHGLO-39	Polished Chrome
PUSHGLO-40	Satin Chrome
PUSHGLO-41	Matt Black
PUSHGLO-42	Antique Brass
PUSHGLO-43	Satin Brass
PUSHGLO-44	Dark Bronze





PUSHGLO-31



PUSHGLO-32



PUSHGLO-33



PUSHGLO-34



PUSHGLO-35



PUSHGLO-36



PUSHGLO-37

Code	Description
PUSHGLO-31	White
PUSHGLO-32	Polished Chrome
PUSHGLO-33	Satin Chrome
PUSHGLO-34	Matt Black
PUSHGLO-35	Antique Brass
PUSHGLO-36	Satin Brass
PUSHGLO-37	Dark Bronze

- Tilt polycarbonate bezel
- IP65 front / IP20 back rated
- 80-85mm cutout size
- 5W - 570lm to 600lm
- 7W - 750lm to 810lm
- 2700K / 3000K / 4000K / 6000K
- Integrated LED lamp
- 30 / 60 / 90 minute fire protection
- Dimmable trailing & leading edge
- 5 Year guarantee
- Interchangeable bezels



PUSHGLO-61



PUSHGLO-62



PUSHGLO-63



PUSHGLO-64



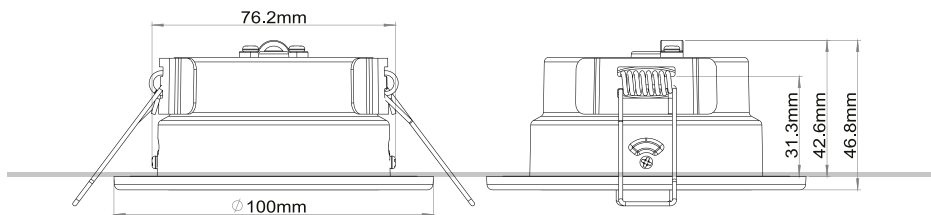
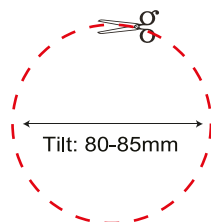
PUSHGLO-65




PUSHGLO-66

Code	Description
PUSHGLO-61	Polished Chrome
PUSHGLO-62	Satin Chrome
PUSHGLO-63	Matt Black
PUSHGLO-64	Antique Brass
PUSHGLO-65	Satin Brass
PUSHGLO-66	Dark Bronze

- Round bezels to fit codes PUSHGLO-31 to PUSHGLO-37
- Polycarbonate material
- Downlight not included





PUSHGLO-45



PUSHGLO-46



PUSHGLO-47



PUSHGLO-48



PUSHGLO-49



PUSHGLO-50



PUSHGLO-51

- Square bezels to fit codes PUSHGLO-31 to PUSHGLO-37
- Polycarbonate material
- Downlight not included with square bezels

Code	Description
PUSHGLO-45	White
PUSHGLO-46	Polished Chrome
PUSHGLO-47	Satin Chrome
PUSHGLO-48	Matt Black
PUSHGLO-49	Antique Brass
PUSHGLO-50	Satin Brass
PUSHGLO-51	Dark Bronze





The PushGlo range features a variety of different downlights at affordable prices. With so many options available in white, satin chrome, polished chrome, matt black and antique brass, we're sure you will be able to find a product suitable for virtually any application. All our PushGlo products feature quick push terminals for fast & efficient installation.

- Up to IP65 rated; water resistant.
- Minimum ceiling void depth of 120mm.
- Removable bracket on can for compact storage.
- 3 year warranty.



PushGlo Fire Rated Downlights

IP20 Die-Cast GU10 240V Downlights - Fixed



PUSHGLO-1



PUSHGLO-2



PUSHGLO-3



PUSHGLO-18



PUSHGLO-21



- IP20 Rated
- Fixed
- Twist & lock bezel
- 75mm cutout size
- LED lamp not included

Code	Description
PUSHGLO-1	White
PUSHGLO-2	Polished Chrome
PUSHGLO-3	Satin Chrome
PUSHGLO-18	Matt Black
PUSHGLO-21	Antique Brass

IP20 Die-Cast GU10 240V Downlights - 30° Tilt



PUSHGLO-4



PUSHGLO-5



PUSHGLO-6



PUSHGLO-19



PUSHGLO-22



- IP20 Rated
- 30° tilt
- Twist & lock bezel
- 84mm cutout size
- LED lamp not included

Code	Description
PUSHGLO-4	White
PUSHGLO-5	Polished Chrome
PUSHGLO-6	Satin Chrome
PUSHGLO-19	Matt Black
PUSHGLO-22	Antique Brass

IP65 Die-Cast GU10 240V Shower Downlights - Fixed



PUSHGLO-7



PUSHGLO-8



PUSHGLO-9



PUSHGLO-20



PUSHGLO-23

- IP65 Rated
- Fixed
- Twist & lock bezel
- 75mm cutout size
- LED lamp not included

Code	Description
PUSHGLO-7	White
PUSHGLO-8	Polished Chrome
PUSHGLO-9	Satin Chrome
PUSHGLO-20	Matt Black
PUSHGLO-23	Antique Brass



IP20 Pressed Steel GU10 240V Downlights - Fixed



PUSHGLO-10



PUSHGLO-11



PUSHGLO-12

- IP20 Rated
- Fixed
- Retaining ring
- 63mm cutout size
- LED lamp not included

Code	Description
PUSHGLO-10	White
PUSHGLO-11	Polished Chrome
PUSHGLO-12	Satin Chrome





PUSHGLO-13



PUSHGLO-14

- IP20 Rated
- 30° tilt)
- Retaining ring
- 75mm cutout size
- LED lamp not included

Code	Description
PUSHGLO-13	White
PUSHGLO-14	Satin Chrome

IP65 Pressed Steel GU10 240V Shower Downlights - Fixed



PUSHGLO-15



PUSHGLO-16



PUSHGLO-17



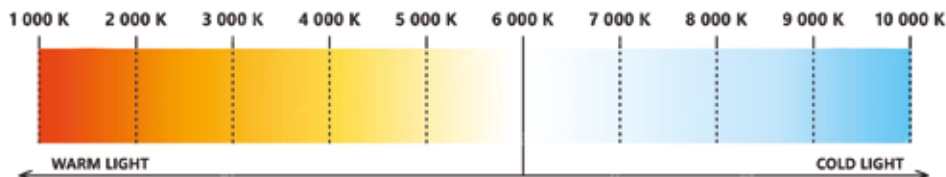
- IP65 Rated
- Fixed
- Twist & lock bezel
- 70mm cutout size
- LED lamp not included

Code	Description
PUSHGLO-15	White
PUSHGLO-16	Polished Chrome
PUSHGLO-17	Satin Chrome



T5 Super Slim Link Lights

Product	Page
T5 Super Slim Link Lights - 6000K	356
T5 Super Slim Link Lights - 4000K	356
T5 Super Slim Link Lights - 3000K	357




Our lights are the perfect replacement for fluorescent fittings, allowing you to upgrade to LED technology whilst maintaining the look of a traditional fitting. We have link lights available in various colour temperatures and lengths enabling you to choose the perfect product for your chosen location.

- 30,000 hours guaranteed.
- 3000K / 4000K / 6000K colour temperatures.
- 236mm to 1173mm lengths available.
- For indoor use only, not to be used in bathrooms.
- Non-dimmable



Wattage	Code			Max. Units Linked
3W	T5-LED-1	T5-LED-8	T5-LED-15	40
4W	T5-LED-2	T5-LED-9	T5-LED-16	35
8W	T5-LED-3	T5-LED-10	T5-LED-17	18
9W	T5-LED-4	T5-LED-11	T5-LED-18	15
10W	T5-LED-5	T5-LED-12	T5-LED-19	14
12W	T5-LED-6	T5-LED-13	T5-LED-20	10
14W	T5-LED-7	T5-LED-14	T5-LED-21	8

T5 LED Super Slim Link Lights - 6000K Cool White




T5-LED-1

Code	Description
T5-LED-1	3W T5 LED super slim link light 20 LED's, 255lm, 236mm (L)
T5-LED-2	4W T5 LED super slim link light 26 LED's, 340lm, 313mm (L)
T5-LED-3	8W T5 LED super slim link light 48 LED's, 680lm, 573mm (L)
T5-LED-4	9W T5 LED super slim link light 60 LED's, 765lm, 609mm (L)
T5-LED-5	10W T5 LED super slim link light 70 LED's, 850lm, 873mm (L)
T5-LED-6	12W T5 LED super slim link light 80 LED's, 1190lm, 907mm (L)
T5-LED-7	14W T5 LED super slim link light 90 LED's, 1190lm, 1173mm (L)

- 6000K
- 22mm (W) x 30mm (H)
- 1m power lead and a 500mm link lead fixing screws and brackets included
- Compliant with EN 55015, EN 61000-3-2, EN 61000-3-3, EN 61547, EN 61000-4-2, EN 60598-1 & EN 60598-2-1



T5 LED Super Slim Link Lights - 4000K Natural White




T5-LED-8

Code	Description
T5-LED-8	3W T5 LED super slim link light 20 LED's, 255lm, 236mm (L)
T5-LED-9	4W T5 LED super slim link light 26 LED's, 340lm, 313mm (L)
T5-LED-10	8W T5 LED super slim link light 48 LED's, 680lm, 573mm (L)
T5-LED-11	9W T5 LED super slim link light 60 LED's, 765lm, 609mm (L)
T5-LED-12	10W T5 LED super slim link light 70 LED's, 850lm, 873mm (L)
T5-LED-13	12W T5 LED super slim link light 80 LED's, 1190lm, 907mm (L)
T5-LED-14	14W T5 LED super slim link light 90 LED's, 1190lm, 1173mm (L)

- 4000K
- 22mm (W) x 30mm (H)
- 1m power lead and a 500mm link lead fixing screws and brackets included
- Compliant with EN 55015, EN 61000-3-2, EN 61000-3-3, EN 61547, EN 61000-4-2, EN 60598-1 & EN 60598-2-1





- 3000K
- 22mm (W) x 30mm (H)
- 1m power lead and a 500mm link lead fixing screws and brackets included
- Compliant with EN 55015, EN 61000-3-2, EN 61000-3-3, EN 61547, EN 61000-4-2, EN 60598-1 & EN 60598-2-1



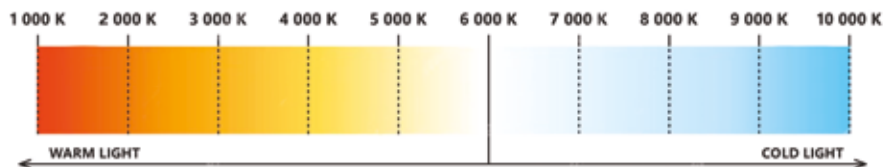
Code	Description
T5-LED-15	3W T5 LED super slim link light 20 LED's, 255lm, 236mm (L)
T5-LED-16	4W T5 LED super slim link light 26 LED's, 340lm, 313mm (L)
T5-LED-17	8W T5 LED super slim link light 48 LED's, 680lm, 573mm (L)
T5-LED-18	9W T5 LED super slim link light 60 LED's, 765lm, 609mm (L)
T5-LED-19	10W T5 LED super slim link light 70 LED's, 850lm, 873mm (L)
T5-LED-20	12W T5 LED super slim link light 80 LED's, 1190lm, 907mm (L)
T5-LED-21	14W T5 LED super slim link light 90 LED's, 1190lm, 1173mm (L)





ATOM LED Bulkheads

Product	Page	Product	Page
ATOM-X PRO IP65 Circular LED Bulkheads - 4 Wattage 3 CCT	360	ATOM-T PRO IP65 Circular LED Bulkheads - 4 Wattage 3 CCT	362
ATOM-X Bezels	360	ATOM-F IP65 9W Rectangular LED Bulkhead	363
ATOM-M IP44 7W Circular LED Bulkhead	361		



Selectric introduces our range of ATOM LED Bulkheads. All our LED bulkheads can be mounted on walls or ceilings to give ultimate versatility. Our fittings are designed with anti-glare diffusers that emit a full and even light beam. Some bulkheads also feature a hinged gear tray for fast installation.

Lighting environments can be personalized on ATOM PRO fittings by selecting from three colour temperatures and four wattages, offering a range of options to suit individual preferences and needs. This allows for flexibility in creating the desired ambience and functionality in any space. Whether it's a warm, cozy atmosphere or a bright, vibrant setting, users can easily customize their lighting experience to match their specific requirements.

- Up to 50,000 hours guaranteed.
- 3000K / 4000K / 6000K colour temperatures.
- Various sizes available.
- Emergency & sensor options available
- Up to IP65 rated
- 2 Year battery warranty on emergency items





ATOM-X-PRO-1



9W / 12W / 15W / 19W
3000K / 4000K / 6000K

Code	Description
ATOM-X-PRO-1	IP65 LED Bulkhead
ATOM-X-PRO-2	IP65 LED Bulkhead with Sensor
ATOM-X-PRO-3	IP65 LED Emergency Bulkhead
ATOM-X-PRO-4	IP65 LED Emergency Bulkhead with Sensor
ATOM-X-PRO-5	IP65 LED Bulkhead with Sensor & Dimming

- $\Phi 315\text{mm} \times 78\text{mm}$ (H)
- Features a hinged gear tray for easy installation
- Wattage switch toggles between 9W, 12W, 15W & 19W
- CCT switch toggles between 3000K, 4000K & 6000K
- 100lm/w
- Sensor, emergency backup and dimming versions available
- Emergency versions are maintained, facility for non-maintained
- Push terminals for easy installation
- 50,000hrs guarantee
- 5 year warranty

ATOM-X Bezels - for use with ATOM-X PRO Circular LED bulkheads



ATOM-X-11

ATOM-X-12

ATOM-X-13

ATOM-X-14

ATOM-X-15

Code	Description
ATOM-X-11	Ring Bezel - Chrome
ATOM-X-12	Eyelid Bezel - Chrome
ATOM-X-13	Eyelid Bezel - Black
ATOM-X-14	Eyelid Bezel - Grey
ATOM-X-15	Eyelid Bezel - Silver

- $\Phi 315\text{mm}$
- Fits items ATOM-X-PRO-1 to ATOM-X-PRO-5

ATOM-M IP44 7W Circular LED Bulkhead - 4000K Natural White



ATOM-M



- $\Phi 160\text{mm} \times 70\text{mm (H)}$
- 34 LEDs
- 560 lumens
- Beam angle: 120°
- Non-dimmable
- Ristar LED driver
- Sanan chips
- 50,000hrs guarantee
- 5 year warranty

Code	Description
ATOM-M	IP44 7W LED Bulkhead



ATOM-T-PRO-1

9W / 12W / 15W / 19W
3000K / 4000K / 6000K



Code	Description
ATOM-T-PRO-1	IP65 LED Bulkhead
ATOM-T-PRO-2	IP65 LED Bulkhead with Sensor
ATOM-T-PRO-3	IP65 LED Emergency Bulkhead
ATOM-T-PRO-4	IP65 LED Emergency Bulkhead with Sensor
ATOM-T-PRO-5	IP65 LED Bulkhead with Sensor & Dimming

- $\Phi 285\text{mm} \times 86\text{mm}$ (H)
- IP65 Rated
- Wattage switch toggles between 9W, 12W, 15W & 19W
- CCT switch toggles between 3000K, 4000K & 6000K
- 100lm/w
- Sensor, emergency backup and dimming versions available
- Emergency versions are maintained, facility for non-maintained
- Push terminals for easy installation
- 50,000hrs guarantee
- 5 year warranty



- 245mm (L) x 125mm (W) x 84mm (H)
- Ideal for outdoor use
- Motion sensor and photocell versions available
- Featuring push connectors for easy wiring
- Ristar LED driver
- Sanan chips
- Merrytek sensor where applicable
- Ristar photocell where applicable
- 32 LEDs 850 lumens
- 40,000 hours guarantee
- 3 year warranty

Code	Description
ATOM-F-1	IP65 9W LED Bulkhead
ATOM-F-2	IP65 9W LED Bulkhead with Photocell
ATOM-F-3	IP65 9W LED Bulkhead with Microwave Sensor
ATOM-F-4	Red Diffuser for ATOM-F Series



OXi-GOLD Audio, Visual & Digital Accessories

Product	Page
Digital By-Pass & Circuit Protected Boosters / Amplifiers	366
TV & Satellite Connectors / Couplers	367



The range of OXI-GOLD Audio, Visual & Digital Accessories are designed to ensure the transfer of superior digital quality signals between your home entertainment systems such as TVs, satellite devices and DVD players.

Our TV satellite connectors and couplers are devices used to split the signal from a satellite dish into multiple outputs, allowing multiple TVs or receivers to receive the same signal. They are designed to maintain signal strength and quality while distributing the signal to multiple locations. This allows for simultaneous viewing of satellite TV on different devices in a home or office.





LG302



LG303



LG304



LG305

- Integrated digital bypass to allow the user to control SKY™ digital receivers from a second TV without additional equipment apart from a Link device and a SKY™ or compatible universal remote control
- Built in short circuit protection
- Compliant with BS 3041-7, EN 55013, EN 55020 & EN 61000-3

Code	Description
LG302	3 Way Booster Box, Gain: 9-12dB
LG303	4 Way Booster Box, Gain: 9-12dB
LG304	6 Way Booster Box, Gain: 12-15dB
LG305	8 Way Booster Box, Gain: 12-15dB



2100



2110



2111



F/PLUG



F/LINECON


Code	Description
2100	TV Coaxial/Aerial Plug - Male
2110	TV Coaxial/Aerial Plug - Female
2111	TV Coaxial/Aerial Coupler/Connector - Female to Female
F/PLUG	F-Type Satellite Plug
F/LINECON	F-Type Satellite Coupler/Connector



PROMOTIONAL MATERIAL

We can provide bespoke display boards to Selectric stockists for any ranges purchased from us.

Whether you want to drive brand awareness, to introduce the brand to new audiences or to engage an existing market, our wiring accessory display boards are the perfect solution and can be designed exactly to your specifications.




Our boards feature 5 full sized actual samples with the GRID360 board featuring 13 samples (please note products shown are for illustration only and may vary).

Contact our BD department at...

BD@SELECTRICUK.CO.UK

and they will be happy to assist in choosing the perfect board for you.



Index

0-9

5M Accessories	54-59, 154-203
	300-301
5M-PLUS Accessories	60-64, 204-247, 302
7M-PRO Accessories	65-68, 153, 248-293
	303-305

A

Anti-Surge Extension Leads	331
Architrave Plates	73, 96
Architrave Switches	75, 98, 161
Architrave Boxes	90, 111, 112, 161
ATOM fittings	358-363

B

Batten Lampholders	121
Bezels for Downlights	345-346, 348-349
Blanking Modules	38, 72, 96, 251
	306-307
Blanking Plates	93, 115, 149, 202
	246, 292
Brush Modules	306-307
Brush Plates	297, 298, 301

C

Cable Clips	333-334
Cable Connectors	317
Cable Outlets	37, 89, 110, 192
	236, 284
Case Studies	5-9
CCT Bulkheads	360, 362
CCT Downlighters	338, 340
Ceiling Switches	116, 117, 130
Circular Bulkheads	359-362
Communication / Data Sockets	93, 115, 198-201
	242-245, 289-291
Connector Strips	335
Consumer Unit Fuses	125
Contemporary Pendant Sets	120
Couplers	367
Converter Sockets	107

D

Data & Telephone Modules	306-307
DC Isolators	321
Dimmer Modules	48, 76-77, 100, 167
	215, 262
Dimmers	76, 99, 165-166
	213-214, 260-261
Domestic Fuses	125
Downlights	342-353
Dry Lining Boxes	113

E

Electrical Testers	336
Euro Media Modules	306-307
Euro Media Plates	296-305
Extension Leads	328-331
Extension Reel	332

F

Fan Isolator Switches	23, 74, 97, 161
	210, 257
Fire Rated Steel Boxes	112
Fire Rated Downlights	342-353
Floor Sockets	185, 277
Fused Connection Units	36, 87, 108, 129, 131
	139, 148, 187-189
	232-234, 279-281
	310, 311
Fuses	125

G

Galvanised Steel Boxes	69, 112, 161, 297
GRID360	18-69
GRID360 Kinetic	12-17

H

Hotel Key Cards	234
-----------------	-----

I

IP Rated Accessories	312-321
Isolator Switches	23, 74, 97, 161
	210, 257, 318-321

J

Junction Boxes	116-117
----------------	---------

K

Key Operated Switches	86, 147, 150-153
	278, 306-307
Kinetic	12-17

L

Lampholders	120-123
LED Bulkheads	358-363
LED Downlights	342-353
LED Dimmer Modules	48, 76-77, 100, 167
	215, 262
LED Dimmers	76, 99, 165-166

LED Dimmers (cont.)	215-214, 260-261
Link Boxes	118
Lockable Accessories	86, 147, 150-153 278, 306-307

M

Mains Electrical Testers	336
Media / Data Plates	133, 294-305
Media / Data Modules	306-307
Medical Accessories	134-139
Metal Clad	53, 138, 140-149 152, 299, 311
Modular Switches	72, 96, 250-251
Multimedia Plates	304-305

O

Outboard Rockers	81-83, 85, 105-107 130-131, 137, 145-146 179, 183-184, 229, 272 275-276
Outdoor Accessories	312-321
Outdoor Light Controller	324
Oxi-Gold Accessories	366-367

P

Part M	52, 126-133, 299
Pattress Boxes	90-91, 111, 139
Pendant Sets	120, 122-123
Photocell Light Controller	324
PIR Detectors	325
Plugs	124
PushGlo	342-353
PushGlo PRO	343-349

R

RCD Accessories	105, 108, 145, 149 306-311, 317
Rectangular Isolators	318-319
Reel	332
Rotary Isolators	320
Round Pin Plugs	124
Round Pin Socket Outlets	86, 107, 148, 186 231, 278-279

S

Screwless Accessories	60-64, 204-247, 302
Screws	293
Seal Accessories	312-321
Sensors	324-325
Shaver Lights	338-341
Shaver Supply Units	92, 114, 132, 192 237, 285

Smooth Accessories	50, 70-93, 152, 296-297
Socket Outlets	80-86, 104-109 130-131, 136-138 144-148, 174-186 222-231, 268-279 296, 304-305 316-317
Spacers	89, 110, 132, 203, 247 293
Square Accessories	51, 94-125, 298, 310
Square Bezels	346, 349
Steel Boxes	69, 112, 297
Striplights	354-357
Surface Pattress Boxes	90-91, 111, 139

T

T5 Super Slim Link Lights	354-357
Telephone Sockets	93, 115, 198, 242 289, 306-307
Terminal Blocks / Strips	335
Tilt Downlight	347, 351, 353
Trailing Sockets	326-327
TV & Satellite Couplers	367
TV & Satellite Sockets	92, 114, 194-197 238-241, 286-288
TV & Satellite Modules	306-307
Type A RCD's	105, 108, 145, 149 308-311, 317

U

Universal Connector Box	125
USB Modules	306-307
USB Sockets	85, 106, 131, 146 180-184, 226-230 273-276

V

Vintage Pendant Sets	123
----------------------	-----

W

Weatherproof boxes	315-317
Weatherproof Isolators	318-321
White Accessories	50-51, 70-93, 94-125 296, -298, 310
Wireless Fob Switch	16
Wireless Receivers	16-17

Please Note: As we are constantly adding new products to our already comprehensive range, it is therefore not always possible for our price list or catalogue to be up to date until the next issue. Products offered for sale may differ from those described and portrayed in this catalogue owing to ongoing production changes and improvements. We welcome new suggestions and comments on our current range and should you like to see a new product added to our range please do not hesitate to contact us.

The technical information given in this catalogue (including dimensions and cut-out sizes) is offered purely as a guide only and it is the company's policy to recommend that customers consult a qualified electrician. Any product that has been incorrectly installed or modified in any way will invalidate the guarantee. Selectric cannot be held responsible for the incorrect application of any product.

Customer Guarantee

Our aim is to deliver quality products and service in a highly professional manner at all times. We are totally committed to our customers and will endeavour to operate with honesty and integrity, trading fairly throughout our success and continuous improvement...and that's a promise!

Selectric - Terms of Business

1. Interpretation

- 1.1 These are the conditions upon which the Seller offers and agrees to contract and no alteration whatsoever shall be valid or binding unless previously agreed in writing between the parties hereto.
- 1.2 No employee of the Seller below the level of Managing Director shall have the authority to make any such alteration.
- 1.3 In this Contract, "Buyer" shall mean the other contracting party with the Seller for the purpose of the Goods; "Catalogue" the Seller's catalogue, available at the Website, detailing the Goods; "Catalogue Goods" shall mean the Goods detailed in the Catalogue; "Contract" shall mean these terms and conditions, which shall constitute the contract between the Buyer and the Seller for sale and supply of the Goods; "Delivery" shall have the meaning set forth in clause 3.1; "Delivery Date" shall mean the time or date for Delivery stated by the Seller; "Goods" shall mean the Goods subject to the Contract; "Prices" shall mean the price for the Goods subject to the Contract; "Seller" shall mean Selectric, a company incorporated in England and Wales with company registration number 3368568 and includes any associated or subsidiary company thereof or any duly authorised agent; "Website" shall mean www.selectricuk.co.uk
- 1.4 Any reference in this Contract to any provision of a statute shall be construed as a reference to that provision as it has effect, to-extended at the relevant time.
- 1.5 The headings in this Contract are for convenience only and shall not affect interpretation.
- 1.6 In the event of conflict between this contract and the terms of the Buyer (whether stated in the Buyer's order or otherwise) this Contract shall prevail.
- 1.7 If the Seller having accepted an order from the Buyer (who will have previously been furnished with a copy of this Contract) delivers to the Buyer any of the Goods ordered by the Buyer, the Buyer shall be deemed to have acknowledged and accepted this Contract.
- 1.8 The Seller's employees or agents are not authorised to make any representations concerning the Goods unless confirmed in writing by a Director of the Seller. In entering into the Contract the Buyer acknowledges that it does not rely on any representations which are not so confirmed.
- 1.9 The Uniform Law on International Sale of Goods and the Uniform Law on the Formation of Contracts for International Sales of Goods are expressly excluded from this Contract.

2. Enquiries and Order Procedures

- 2.1 All enquiries, applications for quotations and orders connected with the Catalogue Goods should be made directly to the Seller. Contract details and methods of ordering can be found at the website. When ordering, the prospective Buyer should indicate the Catalogue Goods number, the quantity required and a brief description as it appears in the Catalogue.
- 2.2 Any quotations given by the Seller shall not in any way constitute an offer to contract on this Contract or any other terms.
- 2.3 The Seller's acknowledgement of the Buyer's order (whether orally or in writing) shall constitute the Seller's agreement to sell and supply the goods therein stated (the "Goods") upon these conditions (the "Contract")
- 2.4 Each Contract shall be treated as a separate contract. If there shall be at any time more than one Contract in course of performance between the Seller and the Buyer any question, dispute and difficulty which may arise in respect of one such Contracts, the terms on which any of such Contracts may be settled shall not affect in any way the performance of the other Contracts. Nor shall the Buyer be entitled to exercise in relation to any other such Contracts any right of set-off or counterclaim arising from one Contract.
- 2.5 The Buyer shall be solely responsible to the Seller for ensuring the accuracy of the terms of any order submitted by the Buyer, and for providing the Seller with any necessary information relating to the Goods within a sufficient time to enable the Seller to perform the Contract in accordance with its Terms.

3. Delivery

- 3.1 The expression "Delivery" as used in this Contract shall deemed to take place when (a) delivery is made (by the Seller or Seller's employees or any other person acting upon the Buyer's instructions) or the Buyer's address (or to such other address as shall be agreed for Delivery) and (b) signature (by the Buyer, or a person in the Buyer's employ or any person acting upon Buyer's instructions) of the Seller's standard form of acknowledgement of Delivery, which shall be conclusive evidence of such Delivery.
- 3.2 Whilst every effort shall be made to ensure prompt Delivery, the Delivery Date is an estimate only and the Seller accepts no liability whatsoever for Delivery beyond the Delivery Date. The time for Delivery shall accordingly not be of the essence and any failure to adhere to the Delivery Date shall not entitle the Buyer to claim damages or to rescind or cancel the Contract. The Goods may be delivered in advance of the Seller's discretion, upon giving reasonable notice to the Buyer. The Seller accepts no liability whatsoever for any loss or expense suffered by the Buyer including any special consequential or indirect loss or damage as a result of any delay in or failure of Delivery.
- 3.3 If the Buyer does not receive the Goods and/or Seller's confirmation of Goods on the stated Delivery Date, then the Buyer shall notify the Seller in writing of such non-receipt within 7 calendar days of the stated Delivery Date. Should the Buyer fail to notify the Seller within 7 calendar days of the Delivery Date, the Seller shall not be liable for the non-delivery of the Goods and the Buyer shall be liable and shall indemnify the Seller's absolute discretion.
- 3.4 The method of Delivery shall be at the Seller's absolute discretion.
- 3.5 The Buyer shall accept part deliveries unless specifically agreed with the Seller in writing.
- 3.6 If the Buyer refuses to accept Delivery for any reason whatsoever, then the Buyer shall nevertheless pay the Seller;
- 3.6.1 the Price, and
- 3.6.2 any additional expenses incurred by the Seller as a result of such refusal, including but not limited to any amounts payable by the Seller to its agents, employees or sub-contractors.
- 3.7 If the Buyer fails to take Delivery of the Goods or fails to give the Seller adequate Delivery instructions at the time stated for Delivery then, without prejudice to any other rights are remedy available to the Seller, the Seller may;
- 3.7.1 Store the Goods until actual Delivery and charge the Buyer for all related costs and expenses (including, without limitation, storage and insurance); or
- 3.7.2 Sell the Goods at the best price readily attainable and charge the Buyer for any shortfall below the

price under the Contract.

- 3.8 If the Buyer does not check the Goods on receipt they must be signed for "Unchecked".

4. Force Majeure

- 4.1 The Seller shall not be liable for damage or injury to the Buyer, its agents, employees or sub-contractors, for the delay in or failure of Delivery or late Delivery caused by conditions beyond the Seller's control, including but not limited to fire, flood, strike or other labour disturbances, any war, terrorist attack, revolution, government act or embargo, inability to obtain raw materials and component supplies through normal channels at normal prices, or transportation or revocation of export and/or import licences. Delivery of Goods may be totally or partially suspended by the Seller during any period in which the Goods cannot be produced or delivered by reason of any of the above causes.

5. Packaging

- 5.1 Until used, the Goods shall at all times remain in the packaging in which they are supplied and the Buyer shall ensure that the markings on such packaging are not altered or obliterated or obscured in any way. Notwithstanding the foregoing, this provision shall not apply if the Goods are supplied in bulk for repackaging in which case the Seller reserves the right to specify the type of packaging to be used and the markings on such packaging.

6. Price and Payment

- 6.1 The price shall;
- 6.1.1 In the absence of manifest error or omission and subject to this Contract and in particular sub-clause
- 6.1.4 below, be fixed;
- 6.1.2 The Prices payable will be as shown on the Website and the current price list at the time the order is placed, unless otherwise confirmed in writing by the Seller. While the Seller will ensure that all Prices included on its website are accurate, it will be under no obligation to honour any website price if there is any difference due to typographical or other errors resulting in difference from actual price. If the Seller discovers an error in the Prices, it will inform the Buyer. The Buyer will have the option of reconfirming its order at the correct price or cancelling it in such case.
- 6.1.3 Any other charges incidental to the transportation of the Goods and Delivery shall be for the account of the Buyer;
- 6.1.4 Notwithstanding sub-clause 6.1.1 above, the Seller reserves the right, at its absolute discretion, including but not limited to reasons of market forces, to adjust the Price if the Seller suffers an increase in the cost to it of supplying the Goods, however caused. The Seller will use its best endeavours to minimise any such adjustment and shall notify the Buyer of any adjustment as soon as reasonably practical.
- 6.2 The Prices are exclusive of Delivery costs and VAT and any other tax or duty which must be added to the total price payable. VAT will be charged at the rate applicable at the time the order is accepted. The price shall be paid in accordance with the method of payment stipulated by the Seller and defined in sub-clause 6.9 and the time of payment shall be of the essence of the Contract.
- 6.3 For the purpose of sub-clauses 6.2 and 6.4
- 6.3.1 On "Account" shall mean that:-
- 6.3.1.1 the Buyer shall be invoiced for the Price of the Goods delivered in any calendar month and any other sum from time to time due and owing by the Buyer to the Seller under this Contract in the form of a statement (the "Statement") made up to the end of said calendar month (the "Statement Month"); and
- 6.3.1.2 the Buyer shall pay the total amount specified in the Statement (the "Total Statement Amount") prior to close of business on the last day of the month during the Statement Month.
- 6.3.2 On "Invoice" shall mean that:-
- 6.3.2.1 the Seller shall invoice the Buyer for the Price of the Goods and any other sums from time to time due and owing by the Buyer to the Seller under this Contract, and
- 6.3.2.2 the total amount specified in the Invoice (the "Total Invoice Amount") shall be paid prior to the date specified for payment in the Invoice which, unless otherwise stated in the Order Acknowledgement, shall be deemed payable prior to close of business on the last day of the month following the Invoice date.
- 6.4 Where payment for the Goods in on Invoice or on Account (both as defined in sub-clause 6.3), the Buyer shall pay the Price in accordance therewith, notwithstanding that the Goods are being delivered by instalments and that any Goods remain undelivered.
- 6.5 Interest shall accrue on the non-payment of any amount in accordance with the above sub-clause
- 6.5.3 from the specified date(s) of actual payment of the Price. The rate of interest applied to the unpaid amount shall be 3% above the prevailing base rate as stated by Barclays Bank plc and the payment of interest shall be made upon the written demand of the Seller (a partial month being treated as a full month for the purpose of calculating interest).
- 6.6 Without prejudice to any other rights, the Seller reserves the right to suspend or cancel (or first suspend then cancel) further Deliveries under any Contract with the Buyer, should the price or any part thereof not be paid by the relevant payment date(s).
- 6.7 The Seller reserves the right to treat any of its new or existing customers as a "Proforma Account" holder, whereby the total invoice for the Goods will require to be cleared funds with the Seller prior to despatch of the Goods.
- 6.8 If payment is made by card, the Seller reserves the right to apply 2.5% service charge for credit card payment or £1 for debit card payment to the total invoice cost of the order (i.e. the Price plus any additional charges) prior to the order being accepted and despatched.
- 6.9 If payment is made by cheque, the Goods will not be delivered until the cheque has cleared to the Seller's bank account. For the avoidance of doubt, no payment shall be deemed to have been received until the Seller's account has received cleared funds.
- 6.10 The Seller reserves the right to reduce a customer's credit limit or reeve credit facilities completely if payment is not made when due or when information comes to light of an adverse nature.
- 6.11 Credit will only be given in the form of credit notes which can be used against further purchases from the Seller and are not transferable.
- 6.12 Unless otherwise agreed in writing between the Buyer and the Seller, all prices are given by the Seller on an exworks basis, and where the Seller agrees to deliver the Goods otherwise than at the Seller's premises, the Buyer shall be liable to pay the Seller's charges for transport and packaging.
- 6.13 All payments payable to the Seller under the Contract (whether or not then due and payable) shall become due immediately upon termination of the Contract notwithstanding any other provision.
- 6.14 The Buyer shall make all payments due under the Contract without any deduction, whether by way of set-off, counterclaim, discount, abatement or otherwise, unless the Buyer has a valid court order requiring an amount equal to such deduction to be paid by the Seller to the Buyer.
- 6.15 If the Buyer fails to make any payment on the due date then, Without prejudice to any other right or remedy available to the Seller, the Seller shall be entitled to;
- 6.15.1 Cancel the Contract or suspend any further deliveries to the Buyer;
- 6.15.2 Appropriate any payment made by the Buyer to such of the Goods (or the goods supplied under any other contract between the Buyer and the Seller), as the Seller may think fit (notwithstanding any purported appropriation by the Buyer).
- 6.15.3 Charge the Buyer interest (both before and after any judgement) on the amount unpaid, at the rate of 1.5 per cent annum above the base lending rate from time to time of Barclays Bank plc accruing on a daily basis from the due date for payment until payment in full from the Buyer; and
- 6.15.4 Recover from the Buyer the price of any Goods delivered to the Buyer notwithstanding that the payment for such Goods has not yet fallen due.
- 6.16 All costs, charges and expenses incurred by the Seller in recovering any debt due by the Buyer shall be paid by the Buyer on a full indemnity basis.

Selectric Terms & Conditions



6.17 Goods supplied may vary in detail from the illustrations, drawings, measurements and descriptions set out in the Seller's sales literature, which are approximate and for guidance only and will not form part of the Contract. Colour finishes will be maintained as accurately as possible but matching cannot be guaranteed. All terminology used in the Seller's sales literature is, subject to these conditions, that as understood by general usage in the trade.

6.18 Subject to clause 12, the Seller's liability in respect of any claims based on defective Goods shall in no circumstances exceed the value of such defective Goods.

7 Specification

7.1 Specification and illustrations contained in or referred by the Catalogue displayed on the Website are accurate at the time of the catalogue's publication.

7.2 The Seller reserves the right to supply at its absolute discretion, without notice to the Buyer, modified and/or improved versions of any Catalogue Goods containing the Goods.

8 Exclusion of other Terms

8.1 Subject to the provisions of the Unfair Contract Terms Act 1977, all expressed or implied conditions and warranties, statutory or otherwise not included in this Contract are in relation to each Contract.

9 Risk and Retention of Title

9.1 Ownership of and title to the Goods shall remain vested in the Seller until the Seller has received payment in full of the Price and all monies due to the Seller under the Contract notwithstanding Delivery and the passing of risk in the Goods or any other provision of this Contract.

9.2 Risk of damage to or loss of the Goods shall pass to the Buyer;

9.2.1 In the case of the Goods to be delivered at the Seller's premises, at the time when the Seller notifies the Buyer that the Goods are available for collection; or

9.2.2 In the case of the Goods delivered otherwise than at the Seller's premises, at the time of Delivery.

9.2.3 If the Buyer fails to take Delivery of the Goods in accordance with this sub-clause 9.2, the time when the Seller has tendered Delivery of the Goods.

9.3 Until payment has been made in full;

9.3.1 The Buyer shall keep the Goods insured from the time the Goods are delivered against all risk to their full replacement value, including injury to persons or damage to property;

9.3.2 The Goods shall clearly be marked as the property of the Seller;

9.3.3 The Seller or its agents may repossess the Goods and for this purpose the Buyer hereby grants to the Seller an irrevocable licence, and

9.3.4 title to and ownership of the Goods shall remain with the Seller in accordance with clause 9.1.

10 Faulty Goods, Quantity Delivered, Acceptance of Goods, Stock Cleaned Goods, Non-faulty Returns, Price Queries

10.1 If any of the Goods upon Delivery are shown to the satisfaction of the Seller, to be defective, and/or not delivered in the quantity ordered, the Seller at its option shall;

10.1.1 In the case of defective goods, either replace the defective Goods or credit the Buyer for the full price of such goods; and/or

10.1.2 In the case of Goods not delivered in the quantity ordered, either deliver the remaining balance of the Goods as soon as reasonably practical or require the Buyer to pay for such part of the Goods actually delivered at the price which is equivalent to that stated for each of such Goods in the Catalogue in issue at the date of Contract.

10.1.3 In the event your customer suffer the failure of a Selectric product, a debit/returns note can be sent through the Seller's office via fax or e-mail, detailing the items you wish to return and if possible, on what invoice or order these were received on. Upon receiving this debit, we will arrange the collection of these items, at our own cost providing there is a genuine fault with the item to be returned. Alternately, you may return the items back to LGA Europe Ltd; however, we will not be liable to meet any courier charges unless previously notified and authorised. If possible, please include an LGA Europe (Selectric) Ltd liability items form, detailing the nature of the fault. This enables us to inform our manufacturer of any recurring issues with a specific item, helping to avoid further problems in the future and provide you with a superior standard of product.

10.1.4 In the event you require the return of any items purchased that are non-faulty, we operate a separate policy to that regarding faulty items. A debit/returns note must first be sent through to LGA Europe Ltd via fax or e-mail detailing the items you wish to return, monetary value of the items (or invoices/order number that they were received on) and the nature of the return (e.g. Stock Clearance, Customer Returned). This request will then be processed for consideration. Please note that you will be required to return any items at this nature at your own cost. You may also be subject to certain terms, for example, the placement of a compensating order equal to or in excess of the value of the returned items, or a handling charge. Be aware that the rejection of a return request is possible. We do not accept return of items sold as end of line or Clearance.

10.1.5 In the event that you have been charged incorrectly for your purchases, you have received items that differ from those you ordered, or you have failed to receive items you have ordered, a debit/returns note must be sent in to LGA Europe (Selectric) Ltd via fax or e-mail. Once received, the returns department will examine the issue and raise credit where applicable or contact you to discuss. If you are missing goods from a delivery but received all cartons signed for we request you check your delivery again as we have measures in place to stop shortages on purchase orders by reason of picking error. If you have questions or queries regarding any returns, please contact us via email/telephone/fax or in writing.

10.2 The remedies in sub-clause 10.1 shall be affected by the Seller as soon as reasonably practical subsequent to written notice being given by the Buyer to the Seller of the alleged defects and/or variation in quantity. If the Seller has not received said notice within seven days of the Delivery of the Goods, the Buyer shall be deemed to have accepted the Goods and sub-clause 10.1 shall be of no effect.

10.3 No return of Goods is accepted by the Seller unless the Seller has agreed in writing that the Buyer may return them. The returned Goods shall be accepted into the Seller's premises only if accompanied by an explicitly stated Invoice or Order Number as provided by the Buyer prior to return of the Goods. The Seller's procedure for return of Goods can be set out and amended by the Seller at its sole discretion.

10.4 The undertakings set out in sub-clause 10.1 hereof shall not apply to any of the Goods which have been;

10.4.1 repaired or altered otherwise by the Seller or its agents or not in accordance with the instructions of the manufacturer of the Goods;

10.4.2 used to create composite products

10.4.3 subjected to any accident or damage, and/or

10.4.4 improperly stored, maintained or used.

10.5 If a sample of the Goods has been provided by the Seller to the Buyer prior to placing of an order, provided that the Goods delivered shall be equal to such sample the Buyer shall take the Goods at its own risk as to the quality condition or sufficiency for any purpose and with all faults and imperfections. The Seller shall be under no liability to the Buyer for any technical or other defects.

10.6 If any liability shall arise on the part of the Buyer for any loss or damage howsoever caused, including but not limited to the negligence of the Seller or its suppliers, all such liability for loss or damage shall be limited to the replacement value of the Goods and in no event shall the Buyer be liable for loss of profit, damage to plant or for other consequential, special or indirect loss or damage sustained by the Buyer or any third party.

10.7 No Goods may be returned to the Seller without the Seller's prior written consent and must be returned in their original packaging to ensure no damage is sustained during transit. The Buyer shall be liable for the cost of returning the Goods and for any damage to the Goods prior to receipt by the Seller of such returned goods.

10.8 If at any time the Buyer requests that the Goods or a portion of the Goods be returned to the Seller for any reason other than being defective or damaged, such Goods being referred to as "Unwanted Goods";

10.8.1 Acceptance of the requested return of the Unwanted Goods shall be confirmed in writing by the Seller;

10.8.2 The Buyer shall return the Unwanted Goods at its own cost;

10.8.3 The Unwanted Goods shall be subject to a handling charge to be confirmed by the Seller at the time of acceptance referred to in clause 10.8.1;

10.8.4 The Unwanted Goods shall be returned to the Seller in full resalable condition;

10.9 If any of the conditions stated in 10.8 are not met, the Seller shall be entitled to reject the Unwanted Goods.

11 Indemnity

11.1 The Buyer shall indemnify and hold the Seller harmless against any claim by loss or damage to any person or property directly or indirectly occasioned by or arising from the use or operation of and of the Goods than in accordance with the Seller's operating instructions or the instructions of the manufacturer of the Goods. This indemnity shall extend to any costs and expenses incurred by the Seller and shall continue in force notwithstanding the termination of the Contract and the sale and purchase arrangements between the Buyer and the Seller.

11.2 The Buyer undertakes to ensure compliance by its employees, servants or agents with any safety precautions or instructions for safe handling of the Goods given by the Seller.

12 Limitation of Liability

12.1 Nothing in this Contract shall operate to exclude or limit the Seller's liability for any liability which cannot be excluded or limited under applicable law.

12.2 Notwithstanding for foregoing clause 12.1, the Seller shall not be liable to the Buyer for any loss of profit, revenues, anticipated savings, goodwill or business opportunity, or for any indirect or consequential loss or damage.

13 Intellectual Property

13.1 The Buyer acknowledges that the Seller gives no warranty, nor shall be implied by any provision of this Contract, that the Goods do not or will not constitute an infringement of any rights relating to patents, trade marks, registered designs, applications or any of the foregoing, trade or business names and copyright.

14 Termination of Contract

14.1 Without prejudice to its rights to claim damages and to any other rights it may have at law or otherwise, the Seller shall have the right to rescind and to cancel any Contract forthwith and without notice, if subsequent to the date of the Contract, the Buyer;

14.1.1 takes corporate action or applies to any court for its winding up or the appointment of a liquidator or a receiver or similar officer of all or part of the undertaking or assets of the Buyer or any liquidation, bankruptcy, insolvency, reorganisation or similar proceedings are initiated by or against the Buyer in any jurisdiction; and/or

14.1.2 makes default in or commits a breach of this Contract or any other of its obligations to the Seller.

14.2 Should the Seller rescind or cancel the Contracts in accordance with sub-clause 14.1, the Seller may (without prejudice to any other remedies) repossess the Goods with or without prior notice and enter upon any premises under the control or the occupation of the Buyer in which the Goods may be for the purpose of repossession.

14.3 Unless the Seller agrees otherwise in writing the Buyer shall not be entitled to cancel the Contract.

15 Export Terms

15.1 Where the Goods are supplied for export from the United Kingdom, subject to any special terms agreed in writing between the Buyer and the Seller, the Buyer shall be responsible for complying with any legislation or regulations governing the importation of the Goods into the country of destination and for the payment of any duties thereon. Payment of all amounts due to the Seller shall be made as agreed in writing between the Buyer and the Seller before delivery and in the absence of such agreement payment shall be made pro forma.

16 Force majeure

16.1 Failure in the exercise by the Seller of any right or power contained in this Contract shall not operate as a waiver thereof or preclude or prevent any subsequent enforcement or insistence thereof (whether or not the Seller is aware of its rights or powers and whether or not the failure and delay occurs more than once).

17 Severability

17.1 If at any time any one or more provisions of this Contract is or becomes invalid, illegal, or unenforceable in any respect under any law the validity, legality and enforceability of the remaining provisions hereof shall not be in any way affected or impaired thereby.

18 Notices

18.1 Any notice or other information required or authorised by this Contract to be given by either party to the other may be given by hand or sent by post, or electronic means to the other party at the address last provided for that type of communication.

18.2 Any notice or other information given by post shall be deemed to have been given on the third day after it was posted; and proof that the envelope containing such notice or information was properly addressed, pre-paid, registered and posted, or that it has not been so returned to the sender, shall be sufficient avoidance that it has been duly given;

18.3 Any notice or other information sent by electronic means shall be deemed to have been duly sent on the date of transmission;

18.4 Service of any legal proceedings concerning or arising out of this Contract shall be affected by causing the same to be delivered to the party to be served at its main place of business or its registered office, or to other such other address as may from time to time be notified in writing to the party concerned.

19 Third Party Rights

19.1 A person who is not a party to the Contract shall have no right to enforce any term of the Contract by virtue of the Contract (Rights of third Parties) Act 1999.

20 Law and Jurisdiction

20.1 This Contract shall be governed by and construed in accordance with the law of England and Wales, and the Buyer agrees that any legal action or proceeding arising out of or in connection with this Contract may be brought at the High Court of Justice in England and the buyer irrevocably submits to the non-exclusive jurisdiction of that court.

These terms and conditions may be subject to amendment.





Notes

WE'VE GOT YOU COVERED.

At Selectric, customer satisfaction is our top priority. With our vast inventory of thousands of products, we ensure that our customers always have a wide range of options to choose from. Furthermore, our fast delivery service ensures that orders are quickly fulfilled, providing a seamless shopping experience.

Our dedicated customer service team is always ready to assist and address any concerns. We strive to provide excellence in all aspects of our business in order to build long-lasting relationships with our valued customers.



4000+ Products
in stock



Products Checked
before going on sale



Stockists available
across the UK



Selectric Representatives
available across the UK



Fast Delivery
on orders



Customer Service
for after sales care

**OPEN FOR COLLECTIONS:
8.30AM TO 5PM MON TO FRI**

**SELECTRIC, COW LANE, OLDFIELD RD, SALFORD M5 4NB
TEL: 0161 745 7777 EMAIL: SALES@SELECTRICUK.CO.UK**

LGA Europe Ltd, T/A Selectric, Cow Lane, Oldfield Road, Salford, M5 4NB

Tel: 0161 745 7777 • Fax: 0161 745 2777

Email: sales@selectricuk.co.uk • Web: www.selectricuk.co.uk

© 2025

