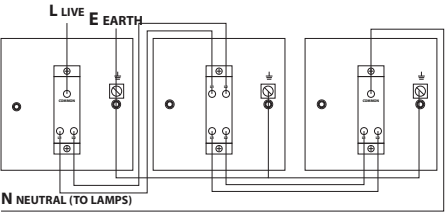
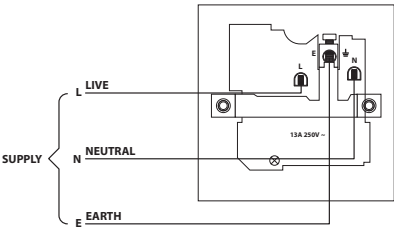


Model No: SSL507
10 amp Plate Switch, 1 Gang Intermediate



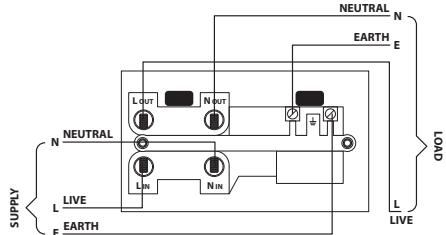
POLARITY CONNECTIONS
BROWN (RED) TO L – LIVE
BLUE (BLACK) TO N – NEUTRAL
GREEN / YELLOW (BARE EARTH WIRES) TO E – EARTH

Model No: SSL521
13 amp Socket Outlet, 1 Gang SP



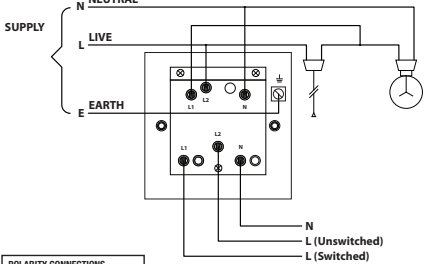
POLARITY CONNECTIONS
BROWN (RED) TO L – LIVE
BLUE (BLACK) TO N – NEUTRAL
GREEN / YELLOW (BARE EARTH WIRES) TO E – EARTH

Model No: SSL533
45 amp Cooker Unit, 13 amp Switched Socket DP with Neons



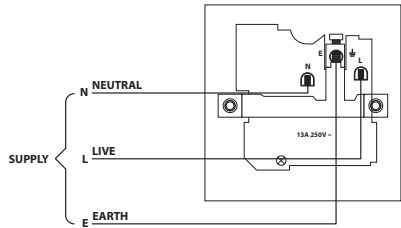
POLARITY CONNECTIONS
BROWN (RED) TO L – LIVE
BLUE (BLACK) TO N – NEUTRAL
GREEN / YELLOW (BARE EARTH WIRES) TO E – EARTH

Model No: SSL508
10 amp Plate Switch, 3 Pole Fan Isolator



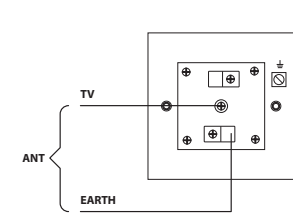
POLARITY CONNECTIONS
BROWN (RED) TO L – LIVE
BLUE (BLACK) TO N – NEUTRAL
GREEN / YELLOW (BARE EARTH WIRES) TO E – EARTH

Model No: SSL522
13 amp Socket Outlet, 1 Gang DP



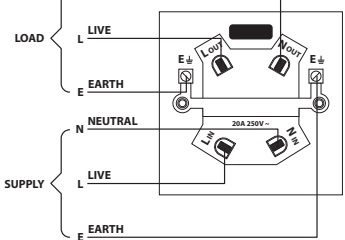
POLARITY CONNECTIONS
BROWN (RED) TO L – LIVE
BLUE (BLACK) TO N – NEUTRAL
GREEN / YELLOW (BARE EARTH WIRES) TO E – EARTH

Model No: SSL535
TV Socket, 1 Gang



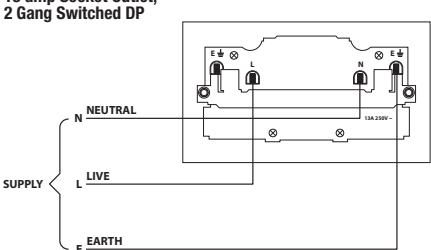
POLARITY CONNECTIONS
BROWN (RED) TO L – LIVE
BLUE (BLACK) TO N – NEUTRAL
GREEN / YELLOW (BARE EARTH WIRES) TO E – EARTH

Model No: SSL515
20 amp DP Switch



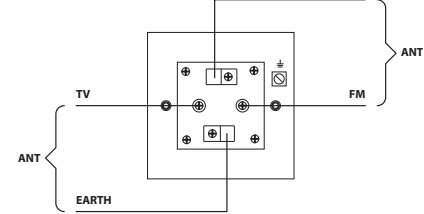
POLARITY CONNECTIONS
BROWN (RED) TO L – LIVE
BLUE (BLACK) TO N – NEUTRAL
GREEN / YELLOW (BARE EARTH WIRES) TO E – EARTH

Model No: SSL523
13 amp Socket Outlet, 2 Gang Switched SP
Model No: SSL524
13 amp Socket Outlet, 2 Gang Switched DP



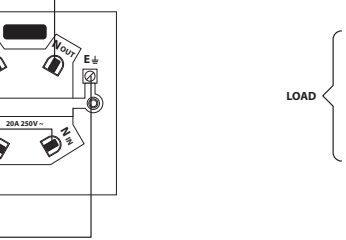
POLARITY CONNECTIONS
BROWN (RED) TO L – LIVE
BLUE (BLACK) TO N – NEUTRAL
GREEN / YELLOW (BARE EARTH WIRES) TO E – EARTH

Model No: SSL536
TV Socket, 2 Gang



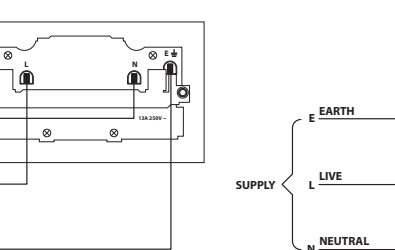
POLARITY CONNECTIONS
BROWN (RED) TO L – LIVE
BLUE (BLACK) TO N – NEUTRAL
GREEN / YELLOW (BARE EARTH WIRES) TO E – EARTH

Model No: SSL516
20 amp DP Switch with Neon



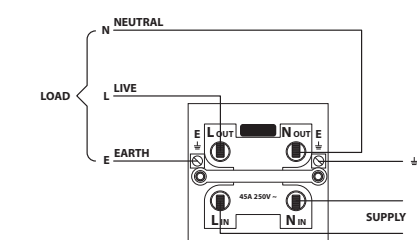
POLARITY CONNECTIONS
BROWN (RED) TO L – LIVE
BLUE (BLACK) TO N – NEUTRAL
GREEN / YELLOW (BARE EARTH WIRES) TO E – EARTH

Model No: SSL526
13 amp Socket Outlet, 2 Gang Switched DP with Neon



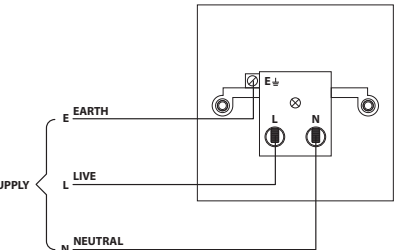
POLARITY CONNECTIONS
BROWN (RED) TO L – LIVE
BLUE (BLACK) TO N – NEUTRAL
GREEN / YELLOW (BARE EARTH WIRES) TO E – EARTH

Model No: SSL517
45 amp DP Switch with Neon, 1 Gang Plate



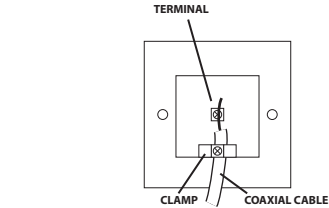
POLARITY CONNECTIONS
BROWN (RED) TO L – LIVE
BLUE (BLACK) TO N – NEUTRAL
GREEN / YELLOW (BARE EARTH WIRES) TO E – EARTH

Model No: SSL527
Round Pin Socket Outlet, 2 amp 3 pin



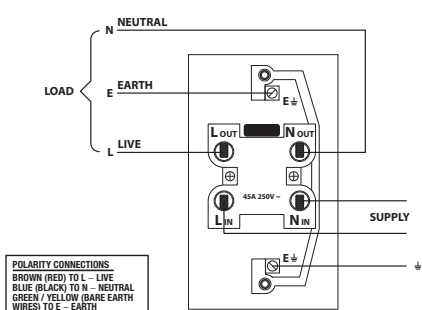
POLARITY CONNECTIONS
BROWN (RED) TO L – LIVE
BLUE (BLACK) TO N – NEUTRAL
GREEN / YELLOW (BARE EARTH WIRES) TO E – EARTH

Model No: SSL537
Satellite Socket, 1 Gang



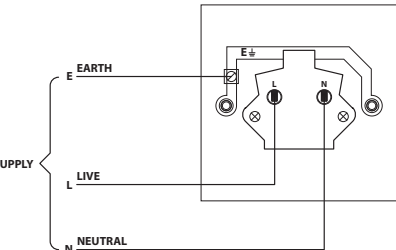
POLARITY CONNECTIONS
BROWN (RED) TO L – LIVE
BLUE (BLACK) TO N – NEUTRAL
GREEN / YELLOW (BARE EARTH WIRES) TO E – EARTH

Model No: SSL518
45 amp DP Switch with Neon, 2 Gang Plate



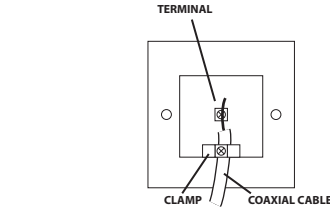
POLARITY CONNECTIONS
BROWN (RED) TO L – LIVE
BLUE (BLACK) TO N – NEUTRAL
GREEN / YELLOW (BARE EARTH WIRES) TO E – EARTH

Model No: SSL528
Round Pin Socket Outlet, 5 amp 3 pin



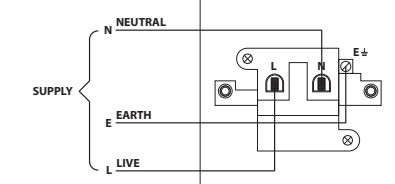
POLARITY CONNECTIONS
BROWN (RED) TO L – LIVE
BLUE (BLACK) TO N – NEUTRAL
GREEN / YELLOW (BARE EARTH WIRES) TO E – EARTH

Model No: SSL538
TV/Satellite Socket
1 x TV or FM, 1 x Satellite



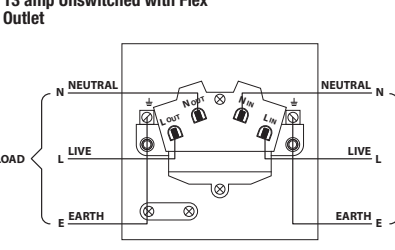
POLARITY CONNECTIONS
BROWN (RED) TO L – LIVE
BLUE (BLACK) TO N – NEUTRAL
GREEN / YELLOW (BARE EARTH WIRES) TO E – EARTH

Model No: SSL519
13 amp Socket Outlet, 1 Gang Unswitched



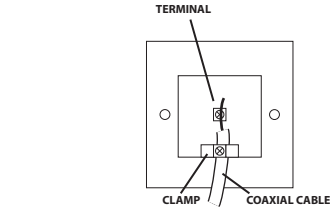
POLARITY CONNECTIONS
BROWN (RED) TO L – LIVE
BLUE (BLACK) TO N – NEUTRAL
GREEN / YELLOW (BARE EARTH WIRES) TO E – EARTH

Model No: SSL529
Fused Connection Unit, 13 amp Unswitched
Model No: SSL529/F
Fused Connection Unit, 13 amp Unswitched with Flex Outlet



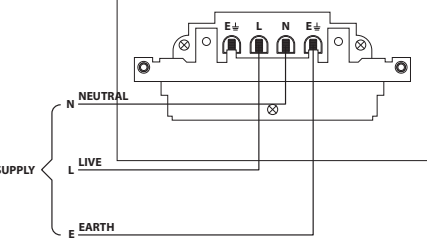
POLARITY CONNECTIONS
BROWN (RED) TO L – LIVE
BLUE (BLACK) TO N – NEUTRAL
GREEN / YELLOW (BARE EARTH WIRES) TO E – EARTH

Model No: SSL539
TV/FM and Satellite Socket
1 x Satellite, 2 x TV or FM



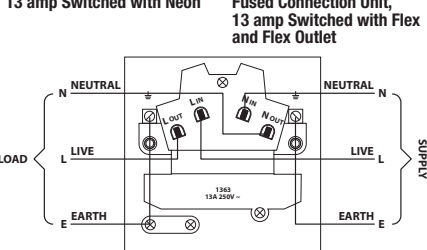
POLARITY CONNECTIONS
BROWN (RED) TO L – LIVE
BLUE (BLACK) TO N – NEUTRAL
GREEN / YELLOW (BARE EARTH WIRES) TO E – EARTH

Model No: SSL520
13 amp Socket Outlet, 2 Gang Unswitched



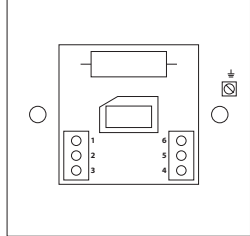
POLARITY CONNECTIONS
BROWN (RED) TO L – LIVE
BLUE (BLACK) TO N – NEUTRAL
GREEN / YELLOW (BARE EARTH WIRES) TO E – EARTH

Model No: SSL530
Fused Connection Unit, 13 amp Switched
Model No: SSL531
Fused Connection Unit, 13 amp Switched with Neon



POLARITY CONNECTIONS
BROWN (RED) TO L – LIVE
BLUE (BLACK) TO N – NEUTRAL
GREEN / YELLOW (BARE EARTH WIRES) TO E – EARTH

Model No: SSL540
Telephone Socket, 1 Gang Master Flush



Pin	Colour
1	Green / White
2	Blue / White
3	Orange / White
4	White / Orange
5	White / Blue
6	White / Green

Safety –

Suitable only for indoor installations

Before starting any electrical work

If in any doubt consult a qualified

electrician

Ensure that the earth is connected

otherwise it will be unsafe

Wire / Wiring colours in accordance

with IEE Wiring Regulations

1) Switch off at the mains in order to isolate the area in which you intend to install your product

2) Ensure that there is sufficient length of mains cable / telephone cable / television cable to enable easy wiring, and not too much to make losing the excess length in the back of the product too difficult

3) Tighten the screw terminals onto the exposed wires (do not over-tighten) maintaining correct polarity using the easy to follow wiring diagrams for each individual product (identified by product model number).

GENERAL WIRING INSTRUCTIONS

smooth

Guarantee

This product is guaranteed against faulty workmanship or materials for 30 years and will be refunded / repaired free of charge as long as it is returned to the vendor under the following conditions:

- 1) The product has not been overloaded or connected to a supply other than 230 / 240 volts 50z.
- 2) The installation procedure has been carried out correctly.
- 3) The product has not been tampered with (i.e: taken apart / repaired).

Under no circumstances can the Company accept responsibility for any damage said to arise from the use of this product.

LGA Europe Ltd, Cow Lane, Oldfield Road, Salford M5 4NB
www.selectricuk.co.uk

smooth

General Installation Instructions

Selectric Smooth Modern Soft Edged White Moulded Wiring Accessories

Please read these instructions before starting the installation
(Please retain this leaflet for future use).

30 YEAR GUARANTEE

COMPLIES WITH BRITISH & EUROPEAN STANDARDS

100% QUALITY TESTED

CE MARKED WHERE APPLICABLE

smooth

• Compliant with the latest British and European standards

• Screw cap covers for a clean finish

• Smooth and stylish modern design

• Interchangeable modular switches

30 Year Guarantee

smooth

Model No: SSL501
10 amp Plate Switch,
1 Gang 2 Way

POLARITY CONNECTIONS
BROWN (RED) TO L – LIVE
BLUE (BLACK) TO N – NEUTRAL
GREEN / YELLOW (BARE EARTH WIRES) TO E – EARTH

smooth

Model No: SSL502
10 amp Plate Switch, 2 Gang 2 Way

POLARITY CONNECTIONS
BROWN (RED) TO L – LIVE
BLUE (BLACK) TO N – NEUTRAL
GREEN / YELLOW (BARE EARTH WIRES) TO E – EARTH

smooth

Model No: SSL503
10 amp Plate Switch, 3 Gang 2 Way

POLARITY CONNECTIONS
BROWN (RED) TO L – LIVE
BLUE (BLACK) TO N – NEUTRAL
GREEN / YELLOW (BARE EARTH WIRES) TO E – EARTH

smooth

Model No: SSL504
10 amp Plate Switch, 4 Gang 2 Way

POLARITY CONNECTIONS
BROWN (RED) TO L – LIVE
BLUE (BLACK) TO N – NEUTRAL
GREEN / YELLOW (BARE EARTH WIRES) TO E – EARTH

smooth

Model No: SSL505
10 amp Plate Switch,
6 Gang 2 Way

POLARITY CONNECTIONS
BROWN (RED) TO L – LIVE
BLUE (BLACK) TO N – NEUTRAL
GREEN / YELLOW (BARE EARTH WIRES) TO E – EARTH

smooth

Model No: SSL541
Telephone Socket, 1 Gang Secondary Flush

Colour Code

Pin	Colour
1	Green / White
2	Blue / White
3	Orange / White
4	White / Orange
5	White / Blue
6	White / Green

The equipment should not be used in areas of high humidity (eg: bathrooms, swimming areas etc) nor within reach of a water source.

The equipment should be fitted to a mains supply of the appropriate voltage (indicated on the product). Care should be taken not to overload the equipment. No liability can be accepted if the product is installed contrary to any of the terms / instructions given.

If in any doubt whatsoever, you must consult a qualified electrician.

smooth

Model No: SSL542
Computer/Data Socket, 1 Gang RJ45 Flush

Colour Code

Pin	Colour
1	White Orange
2	Orange
3	White Green
4	Blue
5	White Blue
6	Green
7	White Brown
8	Brown

smooth

Model No: SSL543
Computer/Data Socket, 2 Gang RJ45 Flush

Colour Code

Pin	Colour
1	White Orange
2	Orange
3	White Green
4	Blue
5	White Blue
6	Green
7	White Brown
8	Brown

smooth

Model No: SSL546
Cable Outlet / Connector, 20 amp with centre and side entry cable outlet

POLARITY CONNECTIONS
BROWN (RED) TO L – LIVE
BLUE (BLACK) TO N – NEUTRAL
GREEN / YELLOW (BARE EARTH WIRES) TO E – EARTH

smooth

Model No: SSL547
Cable Outlet / Connector,
25 amp with optional cable outlet

POLARITY CONNECTIONS
BROWN (RED) TO L – LIVE
BLUE (BLACK) TO N – NEUTRAL
GREEN / YELLOW (BARE EARTH WIRES) TO E – EARTH

smooth

Model No: SSL548
Cable Outlet / Connector,
45 amp with optional cable entry

POLARITY CONNECTIONS
BROWN (RED) TO L – LIVE
BLUE (BLACK) TO N – NEUTRAL
GREEN / YELLOW (BARE EARTH WIRES) TO E – EARTH